

CAST IRON VALVE GUIDES (By Vehicle Model)

19/03/2025 16:35

Guide No	O.D."	I.D."	Lgth"	OD mm	ID mm	Lgth mm	Type	Model
VGJ 503	0.4710	0.2810	1.690	11.963	7.137	42.926	24	Austin/MG/Riley Morris/Wolseley
VGJ 804	0.4710	0.2810	1.690	11.963	7.137	42.926	24	Austin/Morris 1100/1300 Mini & S
VGB 445	0.4710	0.2810	1.690	11.963	7.137	42.926	1	Austin/Morris/Leyland A 998CC
C 1899	0.6270	0.3440	2.969	15.926	8.738	75.413	8	Bedford/ Chev Big Block
C 8408	0.6580	0.3750	2.775	16.713	9.525	70.485	8	Caterpillar 3306PC
C 1846G	0.6160	0.3730	2.650	15.646	9.474	67.310	14	Chev 454 (80-95) Exh .621" S/P
C 1825	0.6250	0.3730	2.427	15.875	9.474	61.646	8	Chev V8 Inlet .603" S/P
C 1826	0.6200	0.3730	2.562	15.748	9.474	65.075	11	Chev V8 Exhaust .615 S/P
VGJ 546	0.5020	0.3740	2.375	12.751	9.500	60.325	1	Chrysler Valiant Exhaust
VGJ 547	0.5020	0.3740	2.625	12.751	9.500	66.675	1	Chrysler Valiant/Dodge/Plymouth Inlet
VGB 438	0.5650	0.3140	2.440	14.351	7.975	61.980	1	Commer/Hillman Inlet
VGB 439	0.5650	0.3120	2.500	14.351	7.925	63.500	1	Cummins 4.9/Hillman Exhaust
C 3021	0.5010	0.2770	1.937	12.725	7.036	49.200	8	Cummins IS Series Inlet
C 3022	0.5010	0.2770	2.020	12.725	7.036	51.308	8	Cummins IS Series Exhaust
VGJ 2386	0.4345	0.2602	1.800	11.036	6.609	45.720	5	Daewoo G15MF SOHC V8
VGJ 2382	0.4350	0.2370	1.577	11.049	6.020	40.056	1	Daewoo Nabira 6/97 A16DMS DOHC 16V
C 2080	0.6312	0.3932	3.822	16.020	9.980	97.000	10	Daf/Iveco
VGJ 7304	0.4745	0.2600	2.164	12.052	6.604	54.966	22	Daihatsu Applause HCE/HDE Exhaust
VGJ 9014	0.4760	0.2760	1.970	12.090	7.010	50.038	5	Daihatsu CB Exhaust
VGD 7303	0.5520	0.3540	2.400	14.021	8.992	60.960	1	Daihatsu DL 8/84 On (11122-87303) Exh
VGD 2031	0.5000	0.3120	2.382	12.700	7.925	60.500	10	Detroit Diesel 71 & 92 Series
VGJ 790	0.5020	0.3120	2.070	12.751	7.925	52.580	1	Ford 2.0 Capri/Cortina
C 683	0.4950	0.2360	1.890	12.573	5.994	48.006	1	Ford 2.5L Diesel
VGJ 554	0.5020	0.3110	1.500	12.751	7.899	38.100	1	Capri/Escort/Cortina 1200/1300/Toyota MG
VGB 540	0.5020	0.3430	2.250	12.751	8.712	57.150	1	Ford 302 Wind/351 Cleve V8/Holden VN V8
VGH 542	0.5020	0.3430	2.500	12.751	8.712	63.500	1	Ford 302 Windsor/351 Cleveland V8
C 611	0.4950	0.2750	1.930	12.573	6.985	49.022	8	Ford 4.6L, V8S
VGJ 811	0.4390	0.3120	2.188	11.151	7.925	55.580	1	Ford 711M & C/F,751,2735,2737E Exh
VGJ 811+.002	0.4410	0.3120	2.078	11.201	7.925	52.781	1	Ford 711M & C/F,751,2735,2737E Exh
VGJ 810	0.4390	0.3110	1.828	11.151	7.899	46.431	1	Ford 711M & C/F,751,2735,2737E Inl
VGJ 937	0.3950	0.2360	1.737	10.030	5.990	44.120	4	Ford Barra 6 Cylinder/Nissan YD25DDTI Ex
VGJ 2935	0.3950	0.2360	1.815	10.033	5.994	46.100	4	ALT for Ford Barra 6 / Nissan YD25DDTI Ex
VGD 850	0.5020	0.3170	1.975	12.751	8.052	50.165	15	Ford Cortina/Escort 70HM
C 9198	0.5020	0.3170	2.000	12.751	8.052	50.800	8	Ford Cortina/Escort 70HM
VGJ 0651	0.4760	0.2750	2.090	12.090	6.985	53.086	14	Ford F2 Laser/Mazda FE 12V/Nissan E15
C 8274	0.4955	0.2750	1.926	12.586	6.985	48.920	1	Ford Falcon BA 281 V8D & 2.3L, 5.4L Petrol
VGJ 6510	0.5525	0.2755	2.325	14.034	6.998	59.055	4	Ford Falcon EL (Late), AU
VGJ 9031	0.4720	0.2360	1.420	11.989	5.994	36.068	1	Ford Mondeo ZH20 Zetec
C 2108	0.4745	0.2750	2.030	12.052	6.985	51.560	1	Ford Ranger PX1,2,3
C 6905	0.6270	0.3750	3.969	15.926	9.525	100.812	1	Ford Trader
VGD 1140	0.5540	0.3545	2.200	14.072	9.004	55.880	1	Hino WO4D
VGH 233	0.5650	0.3430	2.875	14.351	8.712	73.025	1	Holden 138
VGH 568	0.5020	0.3430	2.125	12.751	8.712	53.975	1	Holden 149/186/202 3.3 & Starfire
VGJ 2208	0.3953	0.1960	1.535	10.040	4.978	39.000	10	Holden Astra 16V DOHC
VGD 2210	0.3960	0.2350	1.770	10.058	5.969	44.958	10	Holden Astra/Vectra 1600/2200cc Exh
VGJ 9025	0.3937	0.2362	1.767	10.000	6.000	44.882	10	Holden Barina 1.4L/ Nissan SR20 (VGJ9018)
VGJ 569-S	0.5525	0.3140	1.968	14.034	7.976	49.987	1	Holden Camira
VGJ 872	0.4720	0.3140	1.692	11.989	7.976	42.977	4	Holden Camira F11 G1 1.8L/Nissan/Opel
VGJ 872+.002	0.4740	0.3140	1.692	12.040	7.976	42.977	4	Holden Camira F11 G1 1.8L/Nissan/Opel
VGJ 872+.003	0.4750	0.3140	1.692	12.065	7.976	42.977	4	Holden Camira F11 G1 1.8L/Nissan/Opel
VGJ 872+.009	0.4810	0.3140	1.692	12.217	7.976	42.977	4	Holden Camira F11 G1 1.8L/Nissan/Opel
VGJ 872+.015	0.4870	0.3140	1.692	12.370	7.976	42.977	4	Holden Camira F11 G1 1.8L/Nissan/Opel
VGH 2062	0.4380	0.3125	2.125	11.125	7.938	53.975	14	Holden Commodore V6 3.8L
VGH 2061	0.4380	0.3420	2.250	11.125	8.687	57.150	14	Holden Commodore V6 3.8L
VGH 2064	0.4380	0.3420	2.125	11.125	8.687	53.975	14	Holden Commodore V6 3.8L
VGH 2065	0.5015	0.3420	2.110	12.738	8.687	53.594	14	Holden Commodore V6 3.8L

CAST IRON VALVE GUIDES (By Vehicle Model)

Guide No	O.D."	I.D."	Lgth"	OD mm	ID mm	Lgth mm	Type	Model
VGD 0160	0.5530	0.3150	1.970	14.046	8.001	50.038	10	Holden Rodeo/ Isuzu 4JA1,4JB1 (VGD870)
VGH 541	0.5020	0.3430	2.375	12.751	8.712	60.325	1	Holden V8/Ford 302 Windsor Exh
VGH 2212	0.3960	0.2350	1.380	10.058	5.969	35.052	10	Holdn Vectra/Saab V6 24V Daewoo A16DMS
VGJ 2066	0.5020	0.3410	2.375	12.751	8.661	60.325	1	Holden VN Commodore V6 3.8L
VGH 2070	0.5020	0.3140	2.100	12.751	7.976	53.340	4	Holden VS,VT V6 (VGD785)
VGH 543	0.5020	0.3430	2.625	12.751	8.712	66.675	1	Holden/Chev
C 3053	0.5000	0.3150	2.115	12.700	8.001	53.721	1	Holden/Chev LS1 V8
VGJ 9023	0.4360	0.2170	1.875	11.074	5.512	47.625	24	Honda D16 Exhaust (12204-PJ7-305)
VGJ 9022	0.4360	0.2170	2.125	11.074	5.512	53.975	24	Honda D16 Inlet (12205-PJ7-305), F22B
VGJ 843	0.4760	0.2600	2.040	12.090	6.604	51.816	5	Honda ESeries,A20A/Mitsubishi 4G92/96 Inl
VGJ 847	0.4760	0.2600	2.470	12.090	6.604	62.738	3	Honda EB1/EB2 Exhaust
VGJ 846	0.4750	0.2600	2.087	12.065	6.604	53.010	5	Honda EB1/EB2/A20A Inlet
VGJ 844	0.4760	0.2600	2.470	12.090	6.604	62.738	1	Honda EC,ED,EF,EJ,EK,EM,EW Exhaust
VGJ 845	0.4750	0.2600	2.160	12.065	6.604	54.864	4	Honda EG Exhaust / Mitsubishi 4M41 INLET
VGJ 2126	0.4755	0.2710	1.968	12.078	6.883	49.987	6	Honda EL Inlet
VGJ 2127	0.4760	0.2760	2.166	12.090	7.010	55.016	4	Honda EL/Subaru EA82 Exhaust
C 8583	0.4760	0.2170	2.045	12.090	5.512	51.943	8	Honda H22 Exhaust
C 623	0.4760	0.2170	1.640	12.090	5.512	41.656	6	Honda V-Tech/B16A3 Inlet
C 624	0.4760	0.2170	1.870	12.090	5.512	47.498	8	Honda V-Tech/B16A3 Exhaust
VGJ 2306	0.4360	0.2360	1.500	11.074	5.994	38.100	5	Hyundai G4EK Exh
VGJ 2307	0.4360	0.2370	1.810	11.074	6.020	45.974	5	Hyundai G4EK Inl
VGJ 2303	0.5165	0.3160	2.050	13.119	8.026	52.070	5	Hyundai Sonata GL/GLS SOHC EFI
VGD 481	0.6260	0.3740	2.844	15.900	9.500	72.238	1	International 282 6 Cyl
VGD 585	0.6890	0.3750	2.960	17.501	9.525	75.184	8	International 345/392 V8
VGJ 873	0.4740	0.3140	2.160	12.040	0.798	54.900	5	Isuzu 4FB1/Holden Gemini
VGJ 2089	0.4540	0.2760	1.972	11.532	7.010	50.089	5	Isuzu 4XC1 Shuttle Exhaust
VGJ 2088	0.4550	0.2760	1.695	11.557	7.010	43.053	5	Isuzu 4XC1 Shuttle Inlet
VGJ 8255	0.4360	0.2340	1.775	11.074	5.944	45.085	5	Isuzu 6VD1, Late Mini
VGD 2002	0.5520	0.3540	2.361	14.021	8.992	59.969	2	Isuzu BB/BD, Nissan FD35 Exhaust
VGD 870	0.5530	0.3150	1.970	14.046	8.001	50.038	10	Isuzu C Series/Holden Rodeo 4JG2/4JB1
VGJ 849+.002	0.4760	0.3140	2.170	12.090	7.976	55.118	2	Isuzu G160Z/Holden Gemini Exhaust
VGH 848	0.4745	0.3145	1.810	12.052	7.988	45.974	2	Isuzu G160Z/Holden Gemini Inlet
VGJ 848+.002	0.4760	0.3145	1.810	12.090	7.988	45.974	2	Isuzu G160Z/Holden Gemini Inlet
VGJ 855	0.5030	0.3110	1.956	12.776	7.899	49.682	5	Jaguar Exhaust (VGJ856)
VGJ 856	0.5030	0.3110	1.956	12.776	7.899	49.682	5	Jaguar Inlet (VGJ855)
VGJ 857	0.5020	0.3110	1.956	12.751	7.899	49.682	5	Jaguar V12
C 3031	0.5250	0.3140	2.185	13.335	7.976	55.499	1	Jeep Grand Cherokee SRT8 2007 6.1L V8
C 3031+.002	0.5270	0.3140	2.185	13.339	7.976	55.499	1	Jeep Grand Cherokee SRT8 2007 6.1L V8
C 8388+.005	0.4395	0.2750	2.320	11.160	6.985	58.930	11	John Deere
C 8160	0.7100	0.4335	3.350	18.030	11.011	85.090	1	Komatsu
VGJ 2100	0.4350	0.2370	1.920	11.049	6.020	48.768	4	Mazda B6Y/Ford Laser
VGD 862+.005	0.5065	0.3147	2.120	12.865	7.993	53.848	1	Mazda E2200/S2/ZB Diesel
VGD 862	0.5020	0.3150	2.250	12.751	8.001	57.150	1	Mazda E2200/S2/ZB Diesel
VGJ 2288	0.4760	0.2760	2.090	12.090	7.010	53.086	14	Mazda G6, FE12V
VGJ 851	0.5530	0.3170	1.990	14.046	8.052	50.546	2	Mazda MA 2.0L
VGJ 837	0.5530	0.3170	1.990	14.046	8.052	50.546	8	Mazda NA/TC/UB/UC/VB/VC/E3/E5 Exh
VGJ 837+.002	0.5550	0.3170	1.990	14.097	8.052	50.546	8	Mazda NA/TC/UB/UC/VB/VC/E3/E5 Exh
VGD 2502	0.5530	0.3150	1.600	14.046	8.001	40.640	3	Mazda R2/RF Diesel Inlet
VGD 2503	0.5530	0.3150	1.490	14.046	8.001	37.846	3	Mazda R2/RF Diesel Exhaust
VGJ 2504	0.5525	0.3543	2.125	14.034	8.999	53.975	1	Mazda SL T3500
VGJ 2504+.005	0.5575	0.3543	2.125	14.161	8.999	53.975	1	Mazda SL T3500
VGJ 2000	0.5920	0.3170	2.500	15.037	8.052	63.500	8	Mazda VA E2000
VGJ 864	0.5530	0.3170	2.165	14.046	8.052	54.991	2	Mazda/Ford F8/FE 8V
VGJ 864+.002	0.5545	0.3170	2.165	14.084	8.052	54.991	2	Mazda/Ford F8/FE 8V
VGB 290	0.4740	0.2760	1.964	12.040	7.010	49.886	2	Mazda WL(Modify)/Ford B6 Laser 1600
VGD 2603	0.5915	0.3540	2.800	15.024	8.992	71.120	5	Mitsubishi 4D30,4D33,6D15 Exh
VGD 2129	0.5140	0.3150	2.910	13.056	8.001	73.914	5	Mitsubishi 4D55,4D56 Exh (VGD9011)
VGD 2129+.002	0.5160	0.3150	2.910	13.106	8.001	73.914	5	Mitsubishi 4D55,4D56 Exh
VGD 2128	0.5140	0.3150	2.910	13.056	8.001	73.914	5	Mitsubishi 4D55,4D56 Inl
VGJ 2258	0.4760	0.2590	1.733	12.090	6.579	44.018	10	Mitsubishi 4G15 Inlet
VGJ 2259	0.4760	0.2590	1.950	12.090	6.579	49.530	10	Mitsubishi 4G15 Exh

CAST IRON VALVE GUIDES (By Vehicle Model)

Guide No	O.D."	I.D."	Lgth"	OD mm	ID mm	Lgth mm	Type	Model
VGJ 841	0.5140	0.3150	1.870	13.056	8.001	47.498	5	Mitsubishi 4G31/4G32/4G32B/4G33 Exh
VGJ 853	0.5150	0.3150	2.050	13.081	8.001	52.070	5	Mitsubishi 4G52/54/54B/62/63 SOHC 8V Exh
VGJ 853+.002	0.5165	0.3150	2.050	13.119	8.001	52.070	5	Mitsubishi 4G52/54/54B/62/63 SOHC 8V Exh
VGJ 852	0.5150	0.3150	1.850	13.081	8.001	46.990	5	Mitsubishi 4G52/54/54B/62/63 SOHC 8V Inl
VGJ 852+.002	0.5165	0.3150	1.850	13.119	8.001	46.990	5	Mitsubishi 4G52/54/54B/62/63 SOHC 8V Inl
VGJ 2269	0.4750	0.2600	1.795	12.065	6.604	45.593	5	Mitsubishi 4G61/4G63/4G67 DOHC Inl
VGJ 2270	0.4750	0.2600	1.980	12.065	6.604	50.292	5	Mitsubishi 4G61/4G63/4G67 DOHC Exh
VGJ 2265	0.4350	0.2350	1.985	11.049	5.969	50.419	5	Mitsi 4G64/4G91/4G92/4G93 SOHC 16V Exh
VDG 2601	0.5150	0.3150	1.730	13.081	8.001	43.942	3	Mitsubishi 4M40T Inl
VDG 2611	0.5143	0.3150	1.990	13.063	8.001	50.546	3	Mitsubishi 4M40T Exh
C 3154	0.4360	0.2160	1.735	11.074	5.486	44.069	1	Mitsubishi Evo X 4B11
VGJ 867	0.4750	0.2594	1.950	12.065	6.589	49.530	5	Mitsubishi G12B/4G12/4G63/4M41 DOHC Exh
C 540.002	0.4770	0.2600	1.990	12.116	6.604	50.546	5	Mitsubishi 4G63 DOHC 16V
C 344+.008	0.4420	0.2750	2.320	11.227	6.985	58.930	10	Nissan O/S, John Deere, Cummins
VGJ 2935	0.3950	0.2360	1.815	10.033	5.994	46.100	4	Nissan V6/ ALT for YD25DDTI Ex/ Ford Barra
VGJ 797	0.4740	0.3150	2.094	12.040	8.001	53.188	2	Nissan A10/A12/A13/A15 Exhaust
VGJ 798	0.4740	0.3160	1.925	12.040	8.026	48.895	2	Nissan A12 Inlet
VGJ 9019	0.3950	0.2360	1.580	10.033	5.994	40.132	5	Nissan CA18/RB20/RB25 Inlet
VGJ 9018	0.3950	0.2370	1.695	10.033	6.020	43.053	4	CA18/RB20/RB25/SR18/SR20 Exh, RB26DET Inl
VGJ 9009	0.4350	0.2760	1.770	11.049	7.010	44.958	4	Nissan CA20/CD20/RD28/SR18/Holden VL Exh
VGJ 9008	0.4340	0.2750	2.320	11.024	6.985	58.928	5	Nissan CA20/CD20/RD28/Holden VL Inl
VGB 752	0.5640	0.3430	2.208	14.326	8.712	56.083	1	Nissan E1/J Series/Austin MG Exhaust
VGB 751	0.5635	0.3440	1.875	14.313	8.738	47.625	1	Nissan E1/J Series/Austin MG Inlet
VGJ 868	0.4740	0.3070	2.085	12.040	7.798	52.959	2	Nissan E14 Exhaust
VGJ 869	0.4740	0.3070	1.924	12.040	7.798	48.870	2	Nissan E14 Inlet
VGJ 871	0.4830	0.2550	2.164	12.268	6.477	54.966	8	Nissan E15/E13
VGJ 9027	0.3760	0.2170	1.575	9.550	5.512	40.005	4	Nissan GA16
VGJ 818	0.4740	0.3150	2.315	12.040	8.001	58.801	5	Nissan L13 to L26, LD20, LD28 Exhaust
VGJ 817	0.4740	0.3150	2.315	12.040	8.001	58.801	5	Nissan L13 to L26, LD20, LD28 Inlet (VGJ818)
VGJ 9026	0.4350	0.2760	1.770	11.049	7.010	44.958	5	Nissan Pulsar 1800
VGJ 9000	0.4740	0.2760	2.282	12.040	7.010	57.963	3	Nissan Pulsar E15
VGJ 5404	0.4830	0.2550	2.165	12.268	6.477	54.991	8	Nissan Pulsar E15 ACL O.D. (VGJ871)
VGJ 5012	0.4810	0.3030	2.500	12.217	7.696	63.500	9	Nissan RB30 Exhaust
VGJ 5010	0.4740	0.3150	2.640	12.040	8.001	67.056	4	Nissan RB30, Z20/Holden VL Exhaust
VGJ 5011	0.4340	0.2750	2.320	11.024	6.985	58.928	5	Nissan RB30/VG30DETT - Holden VL Inlet
VGJ 9032	0.4340	0.2750	1.770	11.024	6.985	44.958	5	Nissan SR20DE, RB26DET Exh
VGJ 2093	0.4820	0.3150	2.087	12.243	8.001	53.010	8	Nissan TB42 Exh
VGJ 2086	0.4750	0.3150	1.990	12.065	8.001	50.546	2	Nissan TD25/27/42
VGJ 936	0.3950	0.2360	2.346	10.030	5.990	59.600	4	Nissan YD25DDTI INLET / Ford Barra 6 Cylinder
VGJ 937	0.3950	0.2360	1.737	10.030	5.990	44.120	4	Nissan YD25DDTI EXHAUST / Ford Barra 6
VDG 785	0.5020	0.3140	2.436	12.751	7.976	61.874	1	Perkins 4-203 Diesel 3330CC
C 3019-R	0.3875	0.2350	1.180	9.842	5.969	29.972	1	Rover K, MG, Lotus
C 2014	0.4360	0.2150	1.685	11.074	5.460	42.799	5	Ssangyong 2l 16V, Ford/Mazda 2l Duratec
VGJ 5601	0.5140	0.3150	2.320	13.056	8.001	58.928	5	Subaru EA63/EA71/EA81 Exhaust
VGJ 5605	0.4350	0.2360	1.850	11.049	5.994	46.990	4	Subaru EJ20,EJ22 Liberty 16V/Mazda BP
VG 5608	0.4760	0.2760	2.166	12.090	7.010	55.016	5	Subaru EJ22 Inlet/Exhaust
C 254	0.5140	0.3150	2.375	13.056	8.001	60.325	1	Subaru Exh
VGJ 8809	0.5140	0.3140	2.265	13.056	7.976	57.531	6	Subaru Exhaust (VGJ5601)
VGJ 5651	0.4770	0.2750	2.075	12.116	6.985	52.705	5	Suzuki F8A/10A (Early) Exhaust
VGJ 5652	0.4760	0.2760	1.890	12.090	7.010	48.006	5	Suzuki F8A/10A (Early) Inlet
VGJ 9016	0.4360	0.2160	1.260	11.074	5.486	32.004	22	Suzuki G10A (Late), G16B SOHC (VGJ9016L)
VGJ 9016L	0.4370	0.2170	1.690	11.100	5.512	42.926	22	Suzuki G13 DOHC
VGJ 9013	0.4760	0.2750	1.895	12.090	6.985	48.133	5	Suzuki G13A/Holden Barina SOHC
C 3128	0.4170	0.2165	1.580	10.590	5.499	40.130	22	Suzuki J20B, J24B, K6A
VGJ 855-S	0.5010	0.3110	1.956	12.725	7.899	49.682	5	T.M.D. Special

CAST IRON VALVE GUIDES (By Vehicle Model)

Guide No	O.D."	I.D."	Lgth"	OD mm	ID mm	Lgth mm	Type	Model
C 416	0.4150	0.2170	1.690	10.541	5.512	42.926	4	Toyota Beams
C 8584	0.4070	0.2170	1.360	10.338	5.512	34.544	5	Toyota 1UZFE VVTI Inlet
C 8585	0.4070	0.2170	1.590	10.338	5.512	40.386	5	Toyota 1UZFE VVTI Exhaust
VGJ 863	0.5130	0.3160	2.265	13.030	8.026	57.531	5	Toyota 21R/22R Exhaust (VGJ2043)
VGJ 876	0.5140	0.3150	1.968	13.056	8.001	49.987	3	Toyota 2C/2CT/2T/3T Inlet
VGJ 877	0.5140	0.3150	1.970	13.056	8.001	50.038	4	Toyota 2C/2CT/2T/3T/21R Exhaust (VGJ766)
VGJ 940	0.5530	0.3140	2.000	14.046	7.976	50.800	1	Toyota 2R,12R Exhaust
VGJ 940+.002	0.5550	0.3140	2.010	14.097	7.976	51.054	1	Toyota 2R,12R Exhaust
VGJ 2271	0.5135	0.3155	1.751	13.043	8.014	44.475	4	Toyota 2RZ Hi-ace SOHC 8V
VGJ 878	0.5140	0.3150	1.909	13.056	8.001	48.489	5	Toyota 2S Inlet
VGJ 879	0.5136	0.3146	2.047	13.045	7.991	51.994	5	Toyota 2S/3Y Exhaust (VGJ5601)
VDG 569+.005	0.5580	0.3550	2.400	14.173	9.017	60.960	1	Toyota 3R/5R/H Diesel Inl
VGJ 5493	0.4350	0.2370	1.590	11.049	6.020	40.386	5	Toyota 3S-F/1E/2E/3SG-E/4AG-E/ 1KD/ 16v Ex
VGJ 5493+.003	0.4380	0.2370	1.590	11.176	6.020	40.386	5	Toyota 3S-F/1E/2E/3SG-E/4AG-E 16v Exhaust
VGJ 9006	0.4550	0.2760	1.935	11.557	7.010	49.149	4	Toyota 4A Exhaust
VGJ 9007	0.4550	0.2760	1.695	11.557	7.010	43.053	4	Toyota 4A Inlet
VGJ 9028	0.3825	0.1960	1.787	9.716	4.978	45.390	4	Toyota 4A-GE 20V EFI
VGJ 861	0.5140	0.3150	1.966	13.056	8.001	49.936	8	Toyota 5M Crown Exh
VGJ 821	0.5520	0.3150	2.243	14.021	8.001	56.972	13	Toyota 6R/7R/8R/18R/18R-G Inlet
VGJ 2260	0.4352	0.2360	1.518	11.054	5.994	38.557	5	Toyota 7AFE DOHC 16V
VGJ 9017	0.4345	0.2360	1.900	11.036	5.994	48.260	5	Toyota 7MGE, 2RZFE, 3RZFE, 1UZFE
VDG 0604	0.5525	0.3540	2.344	14.034	8.992	59.538	3	Toyota B/2B/3B/13B Landcruiser
VGJ 820	0.5520	0.3160	2.322	14.021	8.026	58.979	8	Toyota F/2F/3F Exhaust
VGJ 819	0.5520	0.3150	2.130	14.021	8.001	54.102	1	Toyota F/2F/3F Inlet
VDG 0601+.005	0.5575	0.3550	2.284	14.161	9.017	58.014	11	Toyota H/2H Landcruiser
VDG 860+.005	0.5580	0.3550	2.294	14.173	9.017	58.268	11	Toyota H/2H Landcruiser
VDG 860	0.5525	0.3550	2.284	14.034	9.017	58.014	11	Toyota H/2H Landcruiser (VDG0601)
VGJ 767	0.5140	0.3150	1.808	13.056	8.001	45.923	4	Toyota K/3K/3KC/4K/1C/3C Exhaust
VGJ 766	0.5140	0.3150	1.968	13.056	8.001	49.987	4	Toyota K/3K/3KC/4K/1C/3C Inlet (VGJ877)
VDG 0602+.005	0.5575	0.3340	2.400	14.161	8.484	60.960	5	Toyota L/MK1 2L Diesel
VDG 865	0.5540	0.3350	2.400	14.072	8.509	60.960	5	Toyota L/MK1 2L (VDG0602)
VGJ 792	0.5130	0.3150	2.340	13.030	8.001	59.436	4	Toyota M Series/5M-E Exhaust
VGJ 791	0.5130	0.3150	1.970	13.030	8.001	50.038	17	Toyota M Series/5M-E Inlet
VDG 9010	0.5135	0.3145	1.573	13.043	7.988	39.954	4	Toyota MK2 2L/3L/5L Diesel 1HZDT
C 2036	0.5510	0.1570	2.000	13.995	3.988	50.800	1	Universal 4mm
C 2037	0.5510	0.1770	2.000	13.995	4.496	50.800	1	Universal 4.5mm
C 2019	0.5510	0.1960	2.000	13.995	4.978	50.800	1	Universal 5mm
C 9002M	0.5510	0.2160	2.000	13.995	5.486	50.800	1	Universal 5.5mm
C 5040	0.5020	0.3120	2.375	12.751	7.925	60.325	1	Universal 5/16"
VGJ 9015	0.5020	0.3120	2.625	12.751	7.925	66.675	1	Universal 5/16"
C 4944	0.6270	0.3120	2.688	15.926	7.925	68.275	2	Universal 5/16"
C 366	0.5820	0.3150	2.760	14.783	8.001	70.104	11	Universal 8mm
C 7259	0.5020	0.3430	3.000	12.751	8.712	76.200	1	Universal 11/32"
C 5046	0.5020	0.3420	2.375	12.751	8.687	60.325	18	Universal 11/32" .530" S/P .435" I/H
C 1515	0.6570	0.3420	2.563	16.688	8.687	65.100	10	Universal 11/32" .531 S/P
C 9460H+.002	0.5040	0.3430	2.500	12.802	8.712	63.500	1	Universal 11/32" Oversize O.D.
C 1966	0.7510	0.3440	2.938	19.075	8.738	74.625	5	Universal 11/32" ID 3/4" OD
C 5610	0.5020	0.3720	3.050	12.751	9.449	77.470	14	Universal 3/8" .530" Seal Provision
C 5016	0.5020	0.3750	2.625	12.751	9.525	66.675	1	Universal 3/8"
C 5009+.002	0.5040	0.3720	2.375	12.802	9.449	60.325	1	Universal 3/8" Oversize O.D.
C 1618	0.6570	0.3740	2.375	16.688	9.500	60.325	10	Universal 3/8" .596" Seal Provision
C 1898	0.6250	0.3750	3.313	15.875	9.525	84.150	8	Universal 3/8"/ Chev Big Block
C 255	0.5900	0.3440	2.465	14.986	8.738	62.611	1	Volvo 1.8L
C 205	0.5140	0.3530	2.450	13.056	8.966	62.230	14	VW 2.1L Exh

CAST IRON VALVE GUIDES (By Guide No)

Guide No	O.D."	I.D."	Lgth"	OD mm	ID mm	Lgth mm	Type	Model
VGD 0160	0.5530	0.3150	1.970	14.046	8.001	50.038	10	Holden Rodeo/ Isuzu 4JA1,4JB1 (VGD870)
VGD 0601+.005	0.5575	0.3550	2.284	14.161	9.017	58.014	11	Toyota H/2H Landcruiser
VGD 0602+.005	0.5575	0.3340	2.400	14.161	8.484	60.960	5	Toyota L/MK1 2L Diesel
VGD 0604	0.5525	0.3540	2.344	14.034	8.992	59.538	3	Toyota B/2B/3B/13B Landcruiser
VGJ 0651	0.4760	0.2750	2.090	12.090	6.985	53.086	14	Ford F2 Laser/Mazda FE 12V/Nissan E15
C 205	0.5140	0.3530	2.450	13.056	8.966	62.230	14	VW 2.1L Exh
VGH 233	0.5650	0.3430	2.875	14.351	8.712	73.025	1	Holden 138
C 254	0.5140	0.3150	2.375	13.056	8.001	60.325	1	Subaru Exh
C 255	0.5900	0.3440	2.465	14.986	8.738	62.611	1	Volvo 1.8L
VGB 290	0.4740	0.2760	1.964	12.040	7.010	49.886	2	Mazda WL(Modify)/Ford B6 Laser 1600
C 344+.008	0.4420	0.2750	2.320	11.227	6.985	58.930	10	Nissan O/S, John Deere, Cummins
C 366	0.5820	0.3150	2.760	14.783	8.001	70.104	11	Universal 8mm
C 416	0.4150	0.2170	1.690	10.541	5.512	42.926	4	Toyota Beams
VGB 438	0.5650	0.3140	2.440	14.351	7.975	61.980	1	Commer/Hillman Inlet
VGB 439	0.5650	0.3120	2.500	14.351	7.925	63.500	1	Cummins 4.9/Hillman Exhaust
VGB 445	0.4710	0.2810	1.690	11.963	7.137	42.926	1	Austin/Morris/Leyland A 998CC
VGD 481	0.6260	0.3740	2.844	15.900	9.500	72.238	1	International 282 6 Cyl
VGJ 503	0.4710	0.2810	1.690	11.963	7.137	42.926	24	Austin/MG/Riley Morris/Wolseley
VGB 540	0.5020	0.3430	2.250	12.751	8.712	57.150	1	Ford 302 Wind/351 Cleve V8/Holden VN V8
C 540.002	0.4770	0.2600	1.990	12.116	6.604	50.546	5	Mitsubishi 4G63 DOHC 16V
VGH 541	0.5020	0.3430	2.375	12.751	8.712	60.325	1	Holden V8/Ford 302 Windsor Exh
VGH 542	0.5020	0.3430	2.500	12.751	8.712	63.500	1	Ford 302 Windsor/351 Cleveland V8
VGH 543	0.5020	0.3430	2.625	12.751	8.712	66.675	1	Holden/Chev
VGJ 546	0.5020	0.3740	2.375	12.751	9.500	60.325	1	Chrysler Valiant Exhaust
VGJ 547	0.5020	0.3740	2.625	12.751	9.500	66.675	1	Chrysler Valiant/Dodge/Plymouth Inlet
VGJ 554	0.5020	0.3110	1.500	12.751	7.899	38.100	1	Capri/Escort/Cortina 1200/1300/Toyota MG
VGH 568	0.5020	0.3430	2.125	12.751	8.712	53.975	1	Holden 149/186/202 3.3 & Starfire
VGD 569+.005	0.5580	0.3550	2.400	14.173	9.017	60.960	1	Toyota 3R/5R/H Diesel Inl
VGJ 569-S	0.5525	0.3140	1.968	14.034	7.976	49.987	1	Holden Camira
VGD 585	0.6890	0.3750	2.960	17.501	9.525	75.184	8	International 345/392 V8
C 611	0.4950	0.2750	1.930	12.573	6.985	49.022	8	Ford 4.6L, V8S
C 623	0.4760	0.2170	1.640	12.090	5.512	41.656	6	Honda V-Tech/B16A3 Inlet
C 624	0.4760	0.2170	1.870	12.090	5.512	47.498	8	Honda V-Tech/B16A3 Exhaust
C 683	0.4950	0.2360	1.890	12.573	5.994	48.006	1	Ford 2.5L Diesel
VGB 751	0.5635	0.3440	1.875	14.313	8.738	47.625	1	Nissan E1/J Series/Austin MG Inlet
VGB 752	0.5640	0.3430	2.208	14.326	8.712	56.083	1	Nissan E1/J Series/Austin MG Exhaust
VGJ 766	0.5140	0.3150	1.968	13.056	8.001	49.987	4	Toyota K/3K/3KC/4K/1C/3C Inlet (VGJ877)
VGJ 767	0.5140	0.3150	1.808	13.056	8.001	45.923	4	Toyota K/3K/3KC/4K/1C/3C Exhaust
VGD 785	0.5020	0.3140	2.436	12.751	7.976	61.874	1	Perkins 4-203 Diesel 3330CC
VGJ 790	0.5020	0.3120	2.070	12.751	7.925	52.580	1	Ford 2.0 Capri/Cortina
VGJ 791	0.5130	0.3150	1.970	13.030	8.001	50.038	17	Toyota M Series/5M-E Inlet
VGJ 792	0.5130	0.3150	2.340	13.030	8.001	59.436	4	Toyota M Series/5M-E Exhaust
VGJ 797	0.4740	0.3150	2.094	12.040	8.001	53.188	2	Nissan A10/A12/A13/A15 Exhaust
VGJ 798	0.4740	0.3160	1.925	12.040	8.026	48.895	2	Nissan A12 Inlet
VGJ 804	0.4710	0.2810	1.690	11.963	7.137	42.926	24	Austin/Morris 1100/1300 Mini & S
VGJ 810	0.4390	0.3110	1.828	11.151	7.899	46.431	1	Ford 711M & C/F,751,2735,2737E Inl
VGJ 811	0.4390	0.3120	2.188	11.151	7.925	55.580	1	Ford 711M & C/F,751,2735,2737E Exh
VGJ 811+.002	0.4410	0.3120	2.078	11.201	7.925	52.781	1	Ford 711M & C/F,751,2735,2737E Exh
VGJ 817	0.4740	0.3150	2.315	12.040	8.001	58.801	5	Nissan L13 to L26, LD20, LD28 Inlet
VGJ 818	0.4740	0.3150	2.315	12.040	8.001	58.801	5	Nissan L13 to L26, LD20, LD28 Exhaust
VGJ 819	0.5520	0.3150	2.130	14.021	8.001	54.102	1	Toyota F/2F/3F Inlet
VGJ 820	0.5520	0.3160	2.322	14.021	8.026	58.979	8	Toyota F/2F/3F Exhaust

CAST IRON VALVE GUIDES (By Guide No)

Guide No	O.D."	I.D."	Lgth"	OD mm	ID mm	Lgth mm	Type	Model
VGJ 821	0.5520	0.3150	2.243	14.021	8.001	56.972	13	Toyota 6R/7R/8R/18R/18R-G Inlet
VGJ 837	0.5530	0.3170	1.990	14.046	8.052	50.546	8	Mazda NA/TC/UB/UC/VB/VC/E3/E5 Exh
VGJ 837+.002	0.5550	0.3170	1.990	14.097	8.052	50.546	8	Mazda NA/TC/UB/UC/VB/VC/E3/E5 Exh
VGJ 841	0.5140	0.3150	1.870	13.056	8.001	47.498	5	Mitsubishi 4G31/4G32/4G32B/4G33 Exh
VGJ 843	0.4760	0.2600	2.040	12.090	6.604	51.816	5	Honda E Series,A20A/Mitsubishi 4G92/96 Inl
VGJ 844	0.4760	0.2600	2.470	12.090	6.604	62.738	1	Honda EC,ED,EF,EJ,EK,EM,EW Exhaust
VGJ 845	0.4750	0.2600	2.160	12.065	6.604	54.864	4	Honda EG Exhaust / Mitsubishi 4M41 INLET
VGJ 846	0.4750	0.2600	2.087	12.065	6.604	53.010	5	Honda EB1/EB2/A20A Inlet
VGJ 847	0.4760	0.2600	2.470	12.090	6.604	62.738	3	Honda EB1/EB2 Exhaust
VGH 848	0.4745	0.3145	1.810	12.052	7.988	45.974	2	Isuzu G160Z/Holden Gemini Inlet
VGJ 848+.002	0.4760	0.3145	1.810	12.090	7.988	45.974	2	Isuzu G160Z/Holden Gemini Inlet
VGJ 849+.002	0.4760	0.3140	2.170	12.090	7.976	55.118	2	Isuzu G160Z/Holden Gemini Exhaust
VDG 850	0.5020	0.3170	1.975	12.751	8.052	50.165	15	Ford Cortina/Escort 70HM
VGJ 851	0.5530	0.3170	1.990	14.046	8.052	50.546	2	Mazda MA 2.0L
VGJ 852	0.5150	0.3150	1.850	13.081	8.001	46.990	5	Mitsubishi 4G52/54/54B/62/63 SOHC 8V Inl
VGJ 852+.002	0.5165	0.3150	1.850	13.119	8.001	46.990	5	Mitsubishi 4G52/54/54B/62/63 SOHC 8V Inl
VGJ 853	0.5150	0.3150	2.050	13.081	8.001	52.070	5	Mitsubishi 4G52/54/54B/62/63 SOHC 8V Exh
VGJ 853+.002	0.5165	0.3150	2.050	13.119	8.001	52.070	5	Mitsubishi 4G52/54/54B/62/63 SOHC 8V Exh
VGJ 855	0.5030	0.3110	1.956	12.776	7.899	49.682	5	Jaguar Exhaust (VGJ856)
VGJ 855-S	0.5010	0.3110	1.956	12.725	7.899	49.682	5	T.M.D. Special
VGJ 856	0.5030	0.3110	1.956	12.776	7.899	49.682	5	Jaguar Inlet (VGJ855)
VGJ 857	0.5020	0.3110	1.956	12.751	7.899	49.682	5	Jaguar V12
VDG 860	0.5525	0.3550	2.284	14.034	9.017	58.014	11	Toyota H/2H Landcruiser (VDG0601)
VDG 860+.005	0.5580	0.3550	2.294	14.173	9.017	58.268	11	Toyota H/2H Landcruiser
VGJ 861	0.5140	0.3150	1.966	13.056	8.001	49.936	8	Toyota 5M Crown Exh
VDG 862	0.5020	0.3150	2.250	12.751	8.001	57.150	1	Mazda E2200/S2/ZB Diesel
VDG 862+.005	0.5065	0.3147	2.120	12.865	7.993	53.848	1	Mazda E2200/S2/ZB Diesel
VGJ 863	0.5130	0.3160	2.265	13.030	8.026	57.531	5	Toyota 21R/22R Exhaust (VGJ2043)
VGJ 864	0.5530	0.3170	2.165	14.046	8.052	54.991	2	Mazda/Ford F8/FE 8V
VGJ 864+.002	0.5545	0.3170	2.165	14.084	8.052	54.991	2	Mazda/Ford F8/FE 8V
VDG 865	0.5540	0.3350	2.400	14.072	8.509	60.960	5	Toyota L/MK1 2L (VDG0602)
VGJ 867	0.4750	0.2594	1.950	12.065	6.589	49.530	5	Mitsubishi G12B/4G12/4G63/4M41 DOHC Exh
VGJ 868	0.4740	0.3070	2.085	12.040	7.798	52.959	2	Nissan E14 Exhaust
VGJ 869	0.4740	0.3070	1.924	12.040	7.798	48.870	2	Nissan E14 Inlet
VDG 870	0.5530	0.3150	1.970	14.046	8.001	50.038	10	Isuzu C Series/Holden Rodeo 4JG2/4JB1
VGJ 871	0.4830	0.2550	2.164	12.268	6.477	54.966	8	Nissan E15/E13
VGJ 872	0.4720	0.3140	1.692	11.989	7.976	42.977	4	Holden Camira F11 G1 1.8L/Nissan/Opel
VGJ 872+.002	0.4740	0.3140	1.692	12.040	7.976	42.977	4	Holden Camira F11 G1 1.8L/Nissan/Opel
VGJ 872+.003	0.4750	0.3140	1.692	12.065	7.976	42.977	4	Holden Camira F11 G1 1.8L/Nissan/Opel
VGJ 872+.009	0.4810	0.3140	1.692	12.217	7.976	42.977	4	Holden Camira F11 G1 1.8L/Nissan/Opel
VGJ 872+.015	0.4870	0.3140	1.692	12.370	7.976	42.977	4	Holden Camira F11 G1 1.8L/Nissan/Opel
VGJ 873	0.4740	0.3140	2.160	12.040	0.798	54.900	5	Isuzu 4FB1/Holden Gemini
VGJ 876	0.5140	0.3150	1.968	13.056	8.001	49.987	3	Toyota 2C/2CT/2T/3T Inlet
VGJ 877	0.5140	0.3150	1.970	13.056	8.001	50.038	4	Toyota 2C/2CT/2T/3T/21R Exhaust (VGJ766)
VGJ 878	0.5140	0.3150	1.909	13.056	8.001	48.489	5	Toyota 2S Inlet
VGJ 879	0.5136	0.3146	2.047	13.045	7.991	51.994	5	Toyota 2S/3Y Exhaust (VGJ5601)
VGJ 936	0.3950	0.2360	2.346	10.030	5.990	59.600	4	Nissan YD25DDTI INLET / Ford Barra 6 Cylinder
VGJ 937	0.3950	0.2360	1.737	10.030	5.990	44.120	4	Nissan YD25DDTI EXHAUST / Ford Barra 6

CAST IRON VALVE GUIDES (By Guide No)

Guide No	O.D."	I.D."	Lgth"	OD mm	ID mm	Lgth mm	Type	Model
VGJ 940	0.5530	0.3140	2.000	14.046	7.976	50.800	1	Toyota 2R,12R Exhaust
VGJ 940+.002	0.5550	0.3140	2.010	14.097	7.976	51.054	1	Toyota 2R,12R Exhaust
C 1515	0.6570	0.3420	2.563	16.688	8.687	65.100	10	Universal 11/32" .531 SEAL PROVISION
VGJ 1140	0.5540	0.3545	2.200	14.072	9.004	55.880	1	Hino WO4D
C 1618	0.6570	0.3740	2.375	16.688	9.500	60.325	10	Universal 3/8" .596" Seal Provision
C 1825	0.6250	0.3730	2.427	15.875	9.474	61.646	8	Chev V8 Inlet .603" S/P
C 1826	0.6200	0.3730	2.562	15.748	9.474	65.075	11	Chev V8 Exhaust .615 S/P
C 1846G	0.6160	0.3730	2.650	15.646	9.474	67.310	14	Chev 454 (80-95) Exh .621" S/P
C 1898	0.6250	0.3750	3.313	15.875	9.525	84.150	8	Universal 3/8"/Chev Big Block
C 1899	0.6270	0.3440	2.969	15.926	8.738	75.413	8	Bedford/ Chev Big Block
C 1966	0.7510	0.3440	2.938	19.075	8.738	74.625	5	Universal 11/32" ID 3/4" OD
VGJ 2000	0.5920	0.3170	2.500	15.037	8.052	63.500	8	Mazda VA E2000
VGJ 2002	0.5520	0.3540	2.361	14.021	8.992	59.969	2	Isuzu BB/BD, Nissan FD35 Exhaust
C 2014	0.4360	0.2150	1.685	11.074	5.460	42.799	5	Ssangyong 2l 16V, Ford/Mazda 2l Duratec
C 2019	0.5510	0.1960	2.000	13.995	4.978	50.800	1	Universal 5mm
VGJ 2031	0.5000	0.3120	2.382	12.700	7.925	60.500	10	Detroit Diesel 71 & 92 Series
C 2036	0.5510	0.1570	2.000	13.995	3.988	50.800	1	Universal 4mm
C 2037	0.5510	0.1770	2.000	13.995	4.496	50.800	1	Universal 4.5mm
VGJ 2061	0.4380	0.3420	2.250	11.125	8.687	57.150	14	Holden Commodore V6 3.8L
VGJ 2062	0.4380	0.3125	2.125	11.125	7.938	53.975	14	Holden Commodore V6 3.8L
VGJ 2064	0.4380	0.3420	2.125	11.125	8.687	53.975	14	Holden Commodore V6 3.8L
VGJ 2065	0.5015	0.3420	2.110	12.738	8.687	53.594	14	Holden Commodore V6 3.8L
VGJ 2066	0.5020	0.3410	2.375	12.751	8.661	60.325	1	Holden VN Commodore V6 3.8L
C 2080	0.6312	0.3932	3.822	16.020	9.980	97.000	10	Daf/Iveco
VGJ 2086	0.4750	0.3150	1.990	12.065	8.001	50.546	2	Nissan TD25/27/42
VGJ 2088	0.4550	0.2760	1.695	11.557	7.010	43.053	5	Isuzu 4XC1 Shuttle Inlet
VGJ 2089	0.4540	0.2760	1.972	11.532	7.010	50.089	5	Isuzu 4XC1 Shuttle Exhaust
VGJ 2093	0.4820	0.3150	2.087	12.243	8.001	53.010	8	Nissan TB42 Exh
VGJ 2100	0.4350	0.2370	1.920	11.049	6.020	48.768	4	Mazda B6Y/Ford Laser
C 2108	0.4745	0.2750	2.030	12.052	6.985	51.560	1	Ford Ranger PX1,2,3
VGJ 2126	0.4755	0.2710	1.968	12.078	6.883	49.987	6	Honda EL Inlet
VGJ 2127	0.4760	0.2760	2.166	12.090	7.010	55.016	4	Honda EL/Subaru EA82 Exhaust
VGJ 2128	0.5140	0.3150	2.910	13.056	8.001	73.914	5	Mitsubishi 4D55,4D56 Inl
VGJ 2129	0.5140	0.3150	2.910	13.056	8.001	73.914	5	Mitsubishi 4D55,4D56 Exh (VGD9011)
VGJ 2129+.002	0.5160	0.3150	2.910	13.106	8.001	73.914	5	Mitsubishi 4D55,4D56 Exh
VGJ 2208	0.3953	0.1960	1.535	10.040	4.978	39.000	10	Holden Astra 16V DOHC
VGJ 2210	0.3960	0.2350	1.770	10.058	5.969	44.958	10	Holden Astra/Vectra 1600/2200cc Exh
VGJ 2212	0.3960	0.2350	1.380	10.058	5.969	35.052	10	Vectra/Saab V6 24V Daewoo A16DMS dohc16v
VGJ 2258	0.4760	0.2590	1.733	12.090	6.579	44.018	10	Mitsubishi 4G15 Inlet
VGJ 2259	0.4760	0.2590	1.950	12.090	6.579	49.530	10	Mitsubishi 4G15 Exh
VGJ 2260	0.4352	0.2360	1.518	11.054	5.994	38.557	5	Toyota 7AFE DOHC 16V
VGJ 2265	0.4350	0.2350	1.985	11.049	5.969	50.419	5	Mitsi 4G64/4G91/4G92/4G93 SOHC16V Exh
VGJ 2269	0.4750	0.2600	1.795	12.065	6.604	45.593	5	Mitsubishi 4G61/4G63/4G67 DOHC Inl
VGJ 2270	0.4750	0.2600	1.980	12.065	6.604	50.292	5	Mitsubishi 4G61/4G63/4G67 DOHC Exh
VGJ 2271	0.5135	0.3155	1.751	13.043	8.014	44.475	4	Toyota 2RZ Hi-ace SOHC 8V
VGJ 2288	0.4760	0.2760	2.090	12.090	7.010	53.086	14	Mazda G6, FE12V
VGJ 2303	0.5165	0.3160	2.050	13.119	8.026	52.070	5	Hyundai Sonata GL/GLS SOHC EFI
VGJ 2306	0.4360	0.2360	1.500	11.074	5.994	38.100	5	Hyundai G4EK Exh
VGJ 2307	0.4360	0.2370	1.810	11.074	6.020	45.974	5	Hyundai G4EK Inl
VGJ 2382	0.4350	0.2370	1.577	11.049	6.020	40.056	1	Daewoo Nabira 6/97 A16DMS DOHC 16V
VGJ 2386	0.4345	0.2602	1.800	11.036	6.609	45.720	5	Daewoo G15MF SOHC V8
VGJ 2502	0.5530	0.3150	1.600	14.046	8.001	40.640	3	Mazda R2/RF Diesel Inlet
VGJ 2503	0.5530	0.3150	1.490	14.046	8.001	37.846	3	Mazda R2/RF Diesel Exhaust
VGJ 2504	0.5525	0.3543	2.125	14.034	8.999	53.975	1	Mazda SL T3500
VGJ 2504+.005	0.5575	0.3543	2.125	14.161	8.999	53.975	1	Mazda SL T3500
VGJ 2601	0.5150	0.3150	1.730	13.081	8.001	43.942	3	Mitsubishi 4M40T Inl
VGJ 2603	0.5915	0.3540	2.800	15.024	8.992	71.120	5	Mitsubishi 4D30,4D33,6D15 Exh
VGJ 2611	0.5143	0.3150	1.990	13.063	8.001	50.546	3	Mitsubishi 4M40T Exh
VGJ 2935	0.3950	0.2360	1.970	10.033	5.994	50.038	4	Nissan V6/ ALT for YD25DDTI Ex/ Ford Barra
C 3019-R	0.3875	0.2350	1.180	9.842	5.969	29.972	1	Rover K, MG, Lotus
C 3021	0.5010	0.2770	1.937	12.725	7.036	49.200	8	Cummins IS Series Inlet
C 3022	0.5010	0.2770	2.020	12.725	7.036	51.308	8	Cummins IS Series Exhaust
C 3031	0.5250	0.3140	2.185	13.335	7.976	55.499	1	Jeep Grand Cherokee SRT8 2007 6.1L V8
C 3031+.002	0.5270	0.3140	2.185	13.339	7.976	55.499	1	Jeep Grand Cherokee SRT8 2007 6.1L V8
C 3053	0.5000	0.3150	2.115	12.700	8.001	53.721	1	Holden/Chev LS1 V8
C 3128	0.4170	0.2165	1.580	10.590	5.499	40.130	22	Suzuki J20B, J24B, K6A
C 3154	0.4360	0.2160	1.735	11.074	5.486	44.069	1	Mitsubishi Evo X 4B11

CAST IRON VALVE GUIDES (By Guide No)

Guide No	O.D."	I.D."	Lgth"	OD mm	ID mm	Lgth mm	Type	Model
C 4944	0.6270	0.3120	2.688	15.926	7.925	68.275	2	Universal 5/16"
C 5009+.002	0.5040	0.3720	2.375	12.802	9.449	60.325	1	Universal 3/8" Oversize O.D.
VGJ 5010	0.4740	0.3150	2.640	12.040	8.001	67.056	4	Nissan RB30, Z20/Holden VL Exhaust
VGJ 5011	0.4340	0.2750	2.320	11.024	6.985	58.928	5	Nissan RB30/VG30DETT - Holden VL Inlet
VGJ 5012	0.4810	0.3030	2.500	12.217	7.696	63.500	9	Nissan RB30 Exhaust
C 5016	0.5020	0.3750	2.625	12.751	9.525	66.675	1	Universal 3/8"
C 5040	0.5020	0.3120	2.375	12.751	7.925	60.325	1	Universal 5/16"
C 5046	0.5020	0.3420	2.375	12.751	8.687	60.325	18	Universal 11/32" .530" S/P .435" I/H
VGJ 5404	0.4830	0.2550	2.165	12.268	6.477	54.991	8	Nissan Pulsar E15 ACL O.D. (VGJ871)
VGJ 5493	0.4350	0.2370	1.590	11.049	6.020	40.386	5	Toyota 3S-F/1E/2E/3SG-E/4AG-E/ 1KD/ 16v Ex
VGJ 5493+.003	0.4380	0.2370	1.590	11.176	6.020	40.386	5	Toyota 3S-F/1E/2E/3SG-E/4AG-E 16v Exhaust
VGJ 5601	0.5140	0.3150	2.320	13.056	8.001	58.928	5	Subaru EA63/EA71/EA81 Exhaust
VGJ 5605	0.4350	0.2360	1.850	11.049	5.994	46.990	4	Subaru EJ20,EJ22 Liberty 16V/Mazda BP
VG 5608	0.4760	0.2760	2.166	12.090	7.010	55.016	5	Subaru EJ22 Inlet/Exhaust
C 5610	0.5020	0.3720	3.050	12.751	9.449	77.470	14	Universal 3/8" .530" Seal Provision
VGJ 5651	0.4770	0.2750	2.075	12.116	6.985	52.705	5	Suzuki F8A/10A (Early) Exhaust
VGJ 5652	0.4760	0.2760	1.890	12.090	7.010	48.006	5	Suzuki F8A/10A (Early) Inlet
VGJ 6510	0.5525	0.2755	2.325	14.034	6.998	59.055	4	Ford Falcon EL (Late), AU
C 6905	0.6270	0.3750	3.969	15.926	9.525	100.812	1	Ford Trader
C 7259	0.5020	0.3430	3.000	12.751	8.712	76.200	1	Universal 11/32"
VGJ 7303	0.5520	0.3540	2.400	14.021	8.992	60.960	1	Daihatsu DL 8/84 On (11122-87303) Exh
VGJ 7304	0.4745	0.2600	2.164	12.052	6.604	54.966	22	Daihatsu Applause HCE/HDE Exhaust
C 8160	0.7100	0.4335	3.350	18.030	11.011	85.090	1	Komatsu
VGJ 8255	0.4360	0.2340	1.775	11.074	5.944	45.085	5	Isuzu 6VD1, Late Mini
C 8274	0.4955	0.2750	1.926	12.586	6.985	48.920	1	Ford Falcon BA 281 V8D & 2.3L, 5.4L Petrol
C 8388+.005	0.4395	0.2750	2.320	11.160	6.985	58.930	11	John Deere
C 8408	0.6580	0.3750	2.775	16.713	9.525	70.485	8	Caterpillar 3306PC
C 8583	0.4760	0.2170	2.045	12.090	5.512	51.943	8	Honda H22 Exhaust
C 8584	0.4070	0.2170	1.360	10.338	5.512	34.544	5	Toyota 1UZFE VVTI Inlet
C 8585	0.4070	0.2170	1.590	10.338	5.512	40.386	5	Toyota 1UZFE VVTI Exhaust
VGJ 8809	0.5140	0.3140	2.265	13.056	7.976	57.531	6	Subaru Exhaust (VGJ5601)
VGJ 9000	0.4740	0.2760	2.282	12.040	7.010	57.963	3	Nissan Pulsar E15
C 9002M	0.5510	0.2160	2.000	13.995	5.486	50.800	1	Universal 5.5mm
VGJ 9006	0.4550	0.2760	1.935	11.557	7.010	49.149	4	Toyota 4A Exhaust
VGJ 9007	0.4550	0.2760	1.695	11.557	7.010	43.053	4	Toyota 4A Inlet
VGJ 9008	0.4340	0.2750	2.320	11.024	6.985	58.928	5	Nissan CA20/CD20/RD28/Holden VL Inl
VGJ 9009	0.4350	0.2760	1.770	11.049	7.010	44.958	4	Nissan CA20/CD20/RD28/SR18/Holden VL Exh
VGJ 9010	0.5135	0.3145	1.573	13.043	7.988	39.954	4	Toyota MK2 2L/3L/5L Diesel 1HZDT
VGJ 9013	0.4760	0.2750	1.895	12.090	6.985	48.133	5	Suzuki G13A/Holden Barina SOHC
VGJ 9014	0.4760	0.2760	1.970	12.090	7.010	50.038	5	Daihatsu CB Exhaust
VGJ 9015	0.5020	0.3120	2.875	12.751	7.925	73.025	1	Universal 5/16"
VGJ 9016	0.4360	0.2160	1.260	11.074	5.486	32.004	22	Suzuki G10A (Late), G16B SOHC (VGJ9016L)
VGJ 9016L	0.4370	0.2170	1.690	11.100	5.512	42.926	22	Suzuki G13 DOHC
VGJ 9017	0.4345	0.2360	1.900	11.036	5.994	48.260	5	Toyota 7MGE, 2RZFE, 3RZFE, 1UZFE
VGJ 9018	0.3950	0.2370	1.695	10.033	6.020	43.053	4	CA18/RB20/RB25/SR18/SR20 Exh, RB26DET Inl
VGJ 9019	0.3950	0.2360	1.580	10.033	5.994	40.132	5	Nissan CA18/RB20/RB25 Inlet
VGJ 9022	0.4360	0.2170	2.125	11.074	5.512	53.975	24	Honda D16 Inlet (12205-PJ7-305), F22B
VGJ 9023	0.4360	0.2170	1.875	11.074	5.512	47.625	24	Honda D16 Exhaust (12204-PJ7-305)
VGJ 9025	0.3937	0.2362	1.767	10.000	6.000	44.882	10	Holden Barina 1.4L/ Nissan SR20 (VGJ9018)
VGJ 9026	0.4350	0.2760	1.770	11.049	7.010	44.958	5	Nissan Pulsar 1800
VGJ 9027	0.3760	0.2170	1.575	9.550	5.512	40.005	4	Nissan GA16
VGJ 9028	0.3825	0.1960	1.787	9.716	4.978	45.390	4	Toyota 4A-GE 20V EFI
VGJ 9031	0.4720	0.2360	1.420	11.989	5.994	36.068	1	Ford Mondeo ZH20 Zetec
VGJ 9032	0.4340	0.2750	1.770	11.024	6.985	44.958	5	Nissan SR20DE, RB26DET Exh
C 9198	0.5020	0.3170	2.000	12.751	8.052	50.800	8	Ford Cortina/Escort 70HM
C 9460H+.002	0.5040	0.3430	2.500	12.802	8.712	63.500	1	Universal 11/32" Oversize O.D.

CAST IRON VALVE GUIDES (By I.D.)

Guide No	O.D."	I.D."	Lgth"	OD mm	ID mm	Lgth mm	Type	Model
C 2036	0.5510	0.1570	2.000	13.995	3.988	50.800	1	Universal 4mm
C 2037	0.5510	0.1770	2.000	13.995	4.496	50.800	1	Universal 4.5mm
VGJ 9028	0.3825	0.1960	1.787	9.716	4.978	45.390	4	Toyota 4A-GE 20V EFI
VGJ 2208	0.3953	0.1960	1.535	10.040	4.978	39.000	10	Holden Astra 16V DOHC
C 2019	0.5510	0.1960	2.000	13.995	4.978	50.800	1	Universal 5mm
C 2014	0.4360	0.2150	1.685	11.074	5.460	42.799	5	Ssangyong 2l 16V, Ford/Mazda 2l Duratec
VGJ 9016	0.4360	0.2160	1.260	11.074	5.486	32.004	22	Suzuki G10A (Late), G16B SOHC (VGJ9016L)
C 3154	0.4360	0.2160	1.735	11.074	5.486	44.069	1	Mitsubishi Evo X 4B11
C 9002M	0.5510	0.2160	2.000	13.995	5.486	50.800	1	Universal 5.5mm
C 3128	0.4170	0.2165	1.580	10.590	5.499	40.130	22	Suzuki J20B, J24B, K6A
VGJ 9027	0.3760	0.2170	1.575	9.550	5.512	40.005	4	Nissan GA16
C 8584	0.4070	0.2170	1.360	10.338	5.512	34.544	5	Toyota 1UZFE VVTI Inlet
C 8585	0.4070	0.2170	1.590	10.338	5.512	40.386	5	Toyota 1UZFE VVTI Exhaust
C 416	0.4150	0.2170	1.690	10.541	5.512	42.926	4	Toyota Beams
VGJ 9023	0.4360	0.2170	1.875	11.074	5.512	47.625	24	Honda D16 Exhaust (12204-PJ7-305)
VGJ 9022	0.4360	0.2170	2.125	11.074	5.512	53.975	24	Honda D16 Inlet (12205-PJ7-305), F22B
VGJ 9016L	0.4370	0.2170	1.690	11.100	5.512	42.926	22	Suzuki G13 DOHC
C 623	0.4760	0.2170	1.640	12.090	5.512	41.656	6	Honda V-Tech/B16A3 Inlet
C 624	0.4760	0.2170	1.870	12.090	5.512	47.498	8	Honda V-Tech/B16A3 Exhaust
C 8583	0.4760	0.2170	2.045	12.090	5.512	51.943	8	Honda H22 Exhaust
VGJ 8255	0.4360	0.2340	1.775	11.074	5.944	45.085	5	Isuzu 6VD1, Late Mini
C 3019-R	0.3875	0.2350	1.180	9.842	5.969	29.972	1	Rover K, MG, Lotus
VGH 2212	0.3960	0.2350	1.380	10.058	5.969	35.052	10	Vectra/Saab V6 24V Daewoo A16DMS
VGJ 2210	0.3960	0.2350	1.770	10.058	5.969	44.958	10	Holden Astra/Vectra 1600/2200cc Exh
VGJ 936	0.3950	0.2360	2.346	10.030	5.990	59.600	4	Nissan YD25DDTI INLET / Ford Barra 6 Cylinder
VGJ 937	0.3950	0.2360	1.737	10.030	5.990	44.120	4	Nissan YD25DDTI EXHAUST / Ford Barra 6
VGJ 2382	0.4350	0.2370	1.577	11.049	6.020	40.056	1	Daewoo Nabira 6/97 A16DMS DOHC 16V
VGJ 2265	0.4350	0.2350	1.985	11.049	5.969	50.419	5	Mitsi 4G64/4G91/4G92/4G93 SOHC16V Exh
VGJ 9019	0.3950	0.2360	1.580	10.033	5.994	40.132	5	Nissan CA18/RB20/RB25 Inlet
VGJ 2935	0.3950	0.2360	1.970	10.033	5.994	50.038	4	Nissan V6/ ALT for YD25DDTI Ex/ Ford Barra
VGJ 9017	0.4345	0.2360	1.900	11.036	5.994	48.260	5	Toyota 7MGE, 2RZFE, 3RZFE, 1UZFE
VGJ 5605	0.4350	0.2360	1.850	11.049	5.994	46.990	4	Subaru EJ20,EJ22 Liberty 16V/Mazda BP
VGJ 2260	0.4352	0.2360	1.518	11.054	5.994	38.557	5	Toyota 7AFE DOHC 16V
VGJ 2306	0.4360	0.2360	1.500	11.074	5.994	38.100	5	Hyundai G4EK Exh
VGJ 2307	0.4360	0.2370	1.810	11.074	6.020	45.974	5	Hyundai G4EK Inl
VGJ 9031	0.4720	0.2360	1.420	11.989	5.994	36.068	1	Ford Mondeo ZH20 Zetec
C 683	0.4950	0.2360	1.890	12.573	5.994	48.006	1	Ford 2.5L Diesel
VGJ 9025	0.3937	0.2362	1.767	10.000	6.000	44.882	10	Holden Barina 1.4L/ Nissan SR20 (VGJ9018)
VGJ 9018	0.3950	0.2370	1.695	10.033	6.020	43.053	4	CA18/RB20/RB25/SR18/SR20 Exh, RB26DET Inl
VGJ 5493	0.4350	0.2370	1.590	11.049	6.020	40.386	5	Toyota 3S-F/1E/2E/3SG-E/4AG-E/ 1KD/ 16v Ex
VGJ 2100	0.4350	0.2370	1.920	11.049	6.020	48.768	4	Mazda B6Y/Ford Laser
VGJ 5493+.003	0.4380	0.2370	1.590	11.176	6.020	40.386	5	Toyota 3S-F/1E/2E/3SG-E/4AG-E 16v Exhaust
VGJ 871	0.4830	0.2550	2.164	12.268	6.477	54.966	8	Nissan E15/E13
VGJ 5404	0.4830	0.2550	2.165	12.268	6.477	54.991	8	Nissan Pulsar E15 ACL O.D. (VGJ871)
VGJ 2258	0.4760	0.2590	1.733	12.090	6.579	44.018	10	Mitsubishi 4G15 Inlet
VGJ 2259	0.4760	0.2590	1.950	12.090	6.579	49.530	10	Mitsubishi 4G15 Exh
VGJ 867	0.4750	0.2594	1.950	12.065	6.589	49.530	5	Mitsubishi G12B/4G12/4G63/4M41 DOHC Exh
VGJ 7304	0.4745	0.2600	2.164	12.052	6.604	54.966	22	Daihatsu Applause HCE/HDE Exhaust
VGJ 2269	0.4750	0.2600	1.795	12.065	6.604	45.593	5	Mitsubishi 4G61/4G63/4G67 DOHC Inl
VGJ 2270	0.4750	0.2600	1.980	12.065	6.604	50.292	5	Mitsubishi 4G61/4G63/4G67 DOHC Exh
VGJ 846	0.4750	0.2600	2.087	12.065	6.604	53.010	5	Honda EB1/EB2/A20A Inlet
VGJ 845	0.4750	0.2600	2.160	12.065	6.604	54.864	4	Honda EG Exhaust / Mitsubishi 4M41 INLET
VGJ 843	0.4760	0.2600	2.040	12.090	6.604	51.816	5	Honda E Series,A20A/Mitsubishi 4G92/96 Inl
VGJ 844	0.4760	0.2600	2.470	12.090	6.604	62.738	1	Honda EC,ED,EF,EJ,EK,EM,EW Exhaust
VGJ 847	0.4760	0.2600	2.470	12.090	6.604	62.738	3	Honda EB1/EB2 Exhaust
C 540.002	0.4770	0.2600	1.990	12.116	6.604	50.546	5	Mitsubishi 4G63 DOHC 16V
VGJ 2386	0.4345	0.2602	1.800	11.036	6.609	45.720	5	Daewoo G15MF SOHC V8
VGJ 2126	0.4755	0.2710	1.968	12.078	6.883	49.987	6	Honda EL Inlet
VGJ 9032	0.4340	0.2750	1.770	11.024	6.985	44.958	5	Nissan SR20DE, RB26DET Exh
VGJ 5011	0.4340	0.2750	2.320	11.024	6.985	58.928	5	Nissan RB30/VG30DETT - Holden VL Inlet
VGJ 9008	0.4340	0.2750	2.320	11.024	6.985	58.928	5	Nissan CA20/CD20/RD28/ Holden VL Inl
C 8388+.005	0.4395	0.2750	2.320	11.160	6.985	58.930	11	John Deere
C 344+.008	0.4420	0.2750	2.320	11.227	6.985	58.930	10	Nissan O/S, John Deere, Cummins
VGJ 9013	0.4760	0.2750	1.895	12.090	6.985	48.133	5	Suzuki G13A/ Holden Barina SOHC
C 2108	0.4745	0.2750	2.030	12.052	6.985	51.560	1	Ford Ranger PX1,2,3

CAST IRON VALVE GUIDES (By I.D.)

Guide No	O.D."	I.D."	Lgth"	OD mm	ID mm	Lgth mm	Type	Model
VGJ 0651	0.4760	0.2750	2.090	12.090	6.985	53.086	14	Ford F2 Laser/Mazda FE 12V/Nissan E15
VGJ 5651	0.4770	0.2750	2.075	12.116	6.985	52.705	5	Suzuki F8A/10A (Early) Exhaust
C 611	0.4950	0.2750	1.930	12.573	6.985	49.022	8	Ford 4.6L, V8S
C 8274	0.4955	0.2750	1.926	12.586	6.985	48.920	1	Ford Falcon BA 281 V8D & 2.3L, 5.4L Petrol
VGJ 6510	0.5525	0.2755	2.325	14.034	6.998	59.055	4	Ford Falcon EL (Late), AU
VGJ 9009	0.4350	0.2760	1.770	11.049	7.010	44.958	4	Nissan CA20/CD20/RD28/SR18/Holden VL Exh
VGJ 9026	0.4350	0.2760	1.770	11.049	7.010	44.958	5	Nissan Pulsar 1800
VGJ 2089	0.4540	0.2760	1.972	11.532	7.010	50.089	5	Isuzu 4XC1 Shuttle Exhaust
VGJ 2088	0.4550	0.2760	1.695	11.557	7.010	43.053	5	Isuzu 4XC1 Shuttle Inlet
VGJ 9007	0.4550	0.2760	1.695	11.557	7.010	43.053	4	Toyota 4A Inlet
VGJ 9006	0.4550	0.2760	1.935	11.557	7.010	49.149	4	Toyota 4A Exhaust
VGB 290	0.4740	0.2760	1.964	12.040	7.010	49.886	2	Mazda WL(Modify)/Ford B6 Laser 1600
VGJ 9000	0.4740	0.2760	2.282	12.040	7.010	57.963	3	Nissan Pulsar E15
VGJ 5652	0.4760	0.2760	1.890	12.090	7.010	48.006	5	Suzuki F8A/10A (Early) Inlet
VGJ 9014	0.4760	0.2760	1.970	12.090	7.010	50.038	5	Daihatsu CB Exhaust
VGJ 2288	0.4760	0.2760	2.090	12.090	7.010	53.086	14	Mazda G6, FE12V
VGJ 2127	0.4760	0.2760	2.166	12.090	7.010	55.016	4	Honda EL/Subaru EA82 Exhaust
VG 5608	0.4760	0.2760	2.166	12.090	7.010	55.016	5	Subaru EJ22 Inlet/Exhaust
C 3021	0.5010	0.2770	1.937	12.725	7.036	49.200	8	Cummins IS Series Inlet
C 3022	0.5010	0.2770	2.020	12.725	7.036	51.308	8	Cummins IS Series Exhaust
VGB 445	0.4710	0.2810	1.690	11.963	7.137	42.926	1	Austin/Morris/Leyland A 998CC
VGJ 503	0.4710	0.2810	1.690	11.963	7.137	42.926	24	Austin/MG/Riley Morris/Wolseley
VGJ 804	0.4710	0.2810	1.690	11.963	7.137	42.926	24	Austin/Morris 1100/1300 Mini & S
VGJ 5012	0.4810	0.3030	2.500	12.217	7.696	63.500	9	Nissan RB30 Exhaust
VGJ 869	0.4740	0.3070	1.924	12.040	7.798	48.870	2	Nissan E14 Inlet
VGJ 868	0.4740	0.3070	2.085	12.040	7.798	52.959	2	Nissan E14 Exhaust
VGJ 810	0.4390	0.3110	1.828	11.151	7.899	46.431	1	Ford 711M & C/F,751,2735,2737E Inl
VGJ 855-S	0.5010	0.3110	1.956	12.725	7.899	49.682	5	T.M.D. Special
VGJ 554	0.5020	0.3110	1.500	12.751	7.899	38.100	1	Capri/Escort/Cortina 1200/1300/Toyota MG
VGJ 857	0.5020	0.3110	1.956	12.751	7.899	49.682	5	Jaguar V12
VGJ 855	0.5030	0.3110	1.956	12.776	7.899	49.682	5	Jaguar Exhaust (VGJ856)
VGJ 856	0.5030	0.3110	1.956	12.776	7.899	49.682	5	Jaguar Inlet (VGJ855)
VGJ 811	0.4390	0.3120	2.188	11.151	7.925	55.580	1	Ford 711M & C/F,751,2735,2737E Exh
VGJ 811+.002	0.4410	0.3120	2.078	11.201	7.925	52.781	1	Ford 711M & C/F,751,2735,2737E Exh
VGD 2031	0.5000	0.3120	2.382	12.700	7.925	60.500	10	Detroit Diesel 71 & 92 Series
VGJ 790	0.5020	0.3120	2.070	12.751	7.925	52.580	1	Ford 2.0 Capri/Cortina
C 5040	0.5020	0.3120	2.375	12.751	7.925	60.325	1	Universal 5/16"
VGJ 9015	0.5020	0.3120	2.625	12.751	7.925	66.675	1	Universal 5/16"
VGB 439	0.5650	0.3120	2.500	14.351	7.925	63.500	1	Cummins 4.9/Hillman Exhaust
C 4944	0.6270	0.3120	2.688	15.926	7.925	68.275	2	Universal 5/16"
VGJ 2062	0.4380	0.3125	2.125	11.125	7.938	53.975	14	Holden Commodore V6 3.8L
VGJ 872	0.4720	0.3140	1.692	11.989	7.976	42.977	4	Holden Camira F11 G1 1.8L/Nissan/Opel
VGJ 872+.002	0.4740	0.3140	1.692	12.040	7.976	42.977	4	Holden Camira F11 G1 1.8L/Nissan/Opel
VGJ 873	0.4740	0.3140	2.160	12.040	0.798	54.900	5	Isuzu 4FB1/Holden Gemini
VGJ 872+.003	0.4750	0.3140	1.692	12.065	7.976	42.977	4	Holden Camira F11 G1 1.8L/Nissan/Opel
VGJ 849+.002	0.4760	0.3140	2.170	12.090	7.976	55.118	2	Isuzu G160Z/Holden Gemini Exhaust
VGJ 872+.009	0.4810	0.3140	1.692	12.217	7.976	42.977	4	Holden Camira F11 G1 1.8L/Nissan/Opel
VGJ 872+.015	0.4870	0.3140	1.692	12.370	7.976	42.977	4	Holden Camira F11 G1 1.8L/Nissan/Opel
VGD 785	0.5020	0.3140	2.436	12.751	7.976	61.874	1	Perkins 4-203 Diesel 3330CC
VGJ 8809	0.5140	0.3140	2.265	13.056	7.976	57.531	6	Subaru Exhaust (VGJ5601)
C 3031	0.5250	0.3140	2.185	13.335	7.976	55.499	1	Jeep Grand Cherokee SRT8 2007 6.1L V8
C 3031+.002	0.5270	0.3140	2.185	13.339	7.976	55.499	1	Jeep Grand Cherokee SRT8 2007 6.1L V8
VGJ 569-S	0.5525	0.3140	1.968	14.034	7.976	49.987	1	Holden Camira
VGJ 940	0.5530	0.3140	2.000	14.046	7.976	50.800	1	Toyota 2R,12R Exhaust
VGJ 940+.002	0.5550	0.3140	2.010	14.097	7.976	51.054	1	Toyota 2R,12R Exhaust
VGB 438	0.5650	0.3140	2.440	14.351	7.975	61.980	1	Commer/Hillman Inlet

CAST IRON VALVE GUIDES (By I.D.)

Guide No	O.D."	I.D."	Lgth"	OD mm	ID mm	Lgth mm	Type	Model
VGH 848	0.4745	0.3145	1.810	12.052	7.988	45.974	2	Isuzu G160Z/Holden Gemini Inlet
VGJ 848+.002	0.4760	0.3145	1.810	12.090	7.988	45.974	2	Isuzu G160Z/Holden Gemini Inlet
VGD 9010	0.5135	0.3145	1.573	13.043	7.988	39.954	4	Toyota MK2 2L/3L/5L Diesel 1HZDT
VGJ 879	0.5136	0.3146	2.047	13.045	7.991	51.994	5	Toyota 2S/3Y Exhaust (VGJ5601)
VGD 862+.005	0.5065	0.3147	2.120	12.865	7.993	53.848	1	Mazda E2200/S2/ZB Diesel
VGJ 797	0.4740	0.3150	2.094	12.040	8.001	53.188	2	Nissan A10/A12/A13/A15 Exhaust
VGJ 817	0.4740	0.3150	2.315	12.040	8.001	58.801	5	Nissan L13 to L26, LD20, LD28 Inlet
VGJ 818	0.4740	0.3150	2.315	12.040	8.001	58.801	5	Nissan L13 to L26, LD20, LD28 Exhaust
VGJ 5010	0.4740	0.3150	2.640	12.040	8.001	67.056	4	Nissan RB30, Z20/Holden VL Exhaust
VGJ 2086	0.4750	0.3150	1.990	12.065	8.001	50.546	2	Nissan TD25/27/42
VGJ 2093	0.4820	0.3150	2.087	12.243	8.001	53.010	8	Nissan TB42 Exh
C 3053	0.5000	0.3150	2.115	12.700	8.001	53.721	1	Holden/Chev LS1 V8
VGD 862	0.5020	0.3150	2.250	12.751	8.001	57.150	1	Mazda E2200/S2/ZB Diesel
VGJ 791	0.5130	0.3150	1.970	13.030	8.001	50.038	17	Toyota M Series/5M-E Inlet
VGJ 792	0.5130	0.3150	2.340	13.030	8.001	59.436	4	Toyota M Series/5M-E Exhaust
VGJ 767	0.5140	0.3150	1.808	13.056	8.001	45.923	4	Toyota K/3K/3KC/4K/1C/3C Exhaust
VGJ 841	0.5140	0.3150	1.870	13.056	8.001	47.498	5	Mitsubishi 4G31/4G32/4G32B/4G33 Exh
VGJ 878	0.5140	0.3150	1.909	13.056	8.001	48.489	5	Toyota 2S Inlet
VGJ 861	0.5140	0.3150	1.966	13.056	8.001	49.936	8	Toyota 5M Crown Exh
VGJ 766	0.5140	0.3150	1.968	13.056	8.001	49.987	4	Toyota K/3K/3KC/4K/1C/3C Inlet (VGJ877)
VGJ 876	0.5140	0.3150	1.968	13.056	8.001	49.987	3	Toyota 2C/2CT/2T/3T Inlet
VGJ 877	0.5140	0.3150	1.970	13.056	8.001	50.038	4	Toyota 2C/2CT/2T/3T/21R Exhaust (VGJ766)
VGJ 5601	0.5140	0.3150	2.320	13.056	8.001	58.928	5	Subaru EA63/EA71/EA81 Exhaust
C 254	0.5140	0.3150	2.375	13.056	8.001	60.325	1	Subaru Exh
VGD 2128	0.5140	0.3150	2.910	13.056	8.001	73.914	5	Mitsubishi 4D55,4D56 Inl
VGD 2129	0.5140	0.3150	2.910	13.056	8.001	73.914	5	Mitsubishi 4D55,4D56 Exh (VGD9011)
VGD 2611	0.5143	0.3150	1.990	13.063	8.001	50.546	3	Mitsubishi 4M40T Exh
VGD 2601	0.5150	0.3150	1.730	13.081	8.001	43.942	3	Mitsubishi 4M40T Inl
VGJ 852	0.5150	0.3150	1.850	13.081	8.001	46.990	5	Mitsubishi 4G52/54/54B/62/63 SOHC 8V Inl
VGJ 853	0.5150	0.3150	2.050	13.081	8.001	52.070	5	Mitsubishi 4G52/54/54B/62/63 SOHC 8V Exh
VGD 2129+.002	0.5160	0.3150	2.910	13.106	8.001	73.914	5	Mitsubishi 4D55,4D56 Exh
VGJ 852+.002	0.5165	0.3150	1.850	13.119	8.001	46.990	5	Mitsubishi 4G52/54/54B/62/63 SOHC 8V Inl
VGJ 853+.002	0.5165	0.3150	2.050	13.119	8.001	52.070	5	Mitsubishi 4G52/54/54B/62/63 SOHC 8V Exh
VGJ 821	0.5520	0.3150	2.243	14.021	8.001	56.972	13	Toyota 6R/7R/8R/18R/18R-G Inlet
VGD 2503	0.5530	0.3150	1.490	14.046	8.001	37.846	3	Mazda R2/RF Diesel Exhaust
VGD 2502	0.5530	0.3150	1.600	14.046	8.001	40.640	3	Mazda R2/RF Diesel Inlet
VGD 0160	0.5530	0.3150	1.970	14.046	8.001	50.038	10	Holden Rodeo/ Isuzu 4JA1,4JB1 (VGD870)
VGD 870	0.5530	0.3150	1.970	14.046	8.001	50.038	10	Isuzu C Series/Holden Rodeo 4JG2/4JB1
C 9198	0.5020	0.3170	2.000	12.751	8.052	50.800	8	Ford Cortina/Escort 70HM
VGJ 819	0.5530	0.3150	2.130	14.021	8.001	54.102	1	Toyota F/2F/3F Inlet
C 366	0.5820	0.3150	2.760	14.783	8.001	70.104	11	Universal 8mm
VGJ 2271	0.5135	0.3155	1.751	13.043	8.014	44.475	4	Toyota 2RZ Hi-ace SOHC 8V
VGJ 798	0.4740	0.3160	1.925	12.040	8.026	48.895	2	Nissan A12 Inlet
VGJ 863	0.5130	0.3160	2.265	13.030	8.026	57.531	5	Toyota 21R/22R Exhaust (VGJ2043)
VGJ 2303	0.5165	0.3160	2.050	13.119	8.026	52.070	5	Hyundai Sonata GL/GLS SOHC EFI
VGJ 820	0.5520	0.3160	2.322	14.021	8.026	58.979	8	Toyota F/2F/3F Exhaust
VGD 850	0.5020	0.3170	1.975	12.751	8.052	50.165	15	Ford Cortina/Escort 70HM

CAST IRON VALVE GUIDES (By I.D.)

Guide No	O.D."	I.D."	Lgth"	OD mm	ID mm	Lgth mm	Type	Model
VGJ 837	0.5530	0.3170	1.990	14.046	8.052	50.546	8	Mazda NA/TC/UB/UC/VB/VC/E3/E5 Exh
VGJ 864	0.5530	0.3170	2.165	14.046	8.052	54.991	2	Mazda/Ford F8/FE 8V
VGJ 864+.002	0.5545	0.3170	2.165	14.084	8.052	54.991	2	Mazda/Ford F8/FE 8V
VGJ 837+.002	0.5550	0.3170	1.990	14.097	8.052	50.546	8	Mazda NA/TC/UB/UC/VB/VC/E3/E5 Exh
VGJ 2000	0.5920	0.3170	2.500	15.037	8.052	63.500	8	Mazda VA E2000
VGJ 851	0.5540	0.3181	2.000	14.072	8.080	50.800	2	Mazda MA 2.0L
VGD 0602+.005	0.5575	0.3340	2.400	14.161	8.484	60.960	5	Toyota L/MK1 2L Diesel
VGD 865	0.5540	0.3350	2.400	14.072	8.509	60.960	5	Toyota L/MK1 2L (VGD0602)
VGJ 2066	0.5020	0.3410	2.375	12.751	8.661	60.325	1	Holden VN Commodore V6 3.8L
VGH 2064	0.4380	0.3420	2.125	11.125	8.687	53.975	14	Holden Commodore V6 3.8L
VGH 2061	0.4380	0.3420	2.250	11.125	8.687	57.150	14	Holden Commodore V6 3.8L
VGH 2065	0.5015	0.3420	2.110	12.738	8.687	53.594	14	Holden Commodore V6 3.8L
C 5046	0.5020	0.3420	2.375	12.751	8.687	60.325	18	Universal 11/32" .530" S/P .435" I/H
C 1515	0.6570	0.3420	2.563	16.688	8.687	65.100	10	Universal 11/32" .531 S/P
VGH 568	0.5020	0.3430	2.125	12.751	8.712	53.975	1	Holden 149/186/202 3.3 & Starfire
VGB 540	0.5020	0.3430	2.250	12.751	8.712	57.150	1	Ford 302 Wind/351 Cleve V8/Holden VN V8
VGH 541	0.5020	0.3430	2.375	12.751	8.712	60.325	1	Holden V8/Ford 302 Windsor Exh
VGH 542	0.5020	0.3430	2.500	12.751	8.712	63.500	1	Ford 302 Windsor/351 Cleveland V8
VGH 543	0.5020	0.3430	2.625	12.751	8.712	66.675	1	Holden/Chev
C 7259	0.5020	0.3430	3.000	12.751	8.712	76.200	1	Universal 11/32"
C 9460H+.002	0.5040	0.3430	2.500	12.802	8.712	63.500	1	Universal 11/32" Oversize O.D.
VGB 752	0.5640	0.3430	2.208	14.326	8.712	56.083	1	Nissan E1/J Series/Austin MG Exhaust
VGH 233	0.5650	0.3430	2.875	14.351	8.712	73.025	1	Holden 138
VGB 751	0.5635	0.3440	1.875	14.313	8.738	47.625	1	Nissan E1/J Series/Austin MG Inlet
C 255	0.5900	0.3440	2.465	14.986	8.738	62.611	1	Volvo 1.8L
C 1899	0.6270	0.3440	2.969	15.926	8.738	75.413	8	Bedford/ Chev Big Block
C 1966	0.7510	0.3440	2.938	19.075	8.738	74.625	5	Universal 11/32" ID 3/4" OD
C 205	0.5140	0.3530	2.450	13.056	8.966	62.230	14	VW 2.1L Exh
VGD 2002	0.5520	0.3540	2.361	14.021	8.992	59.969	2	Isuzu BB/BD, Nissan FD35 Exhaust
VGD 7303	0.5520	0.3540	2.400	14.021	8.992	60.960	1	Daihatsu DL 8/84 On (11122-87303) Exh
VGD 0604	0.5525	0.3540	2.344	14.034	8.992	59.538	3	Toyota B/2B/3B/13B Landcruiser
VGD 2603	0.5915	0.3540	2.800	15.024	8.992	71.120	5	Mitsubishi 4D30,4D33,6D15 Exh
VGJ 2504	0.5525	0.3543	2.125	14.034	8.999	53.975	1	Mazda SL T3500
VGJ 2504+.005	0.5575	0.3543	2.125	14.161	8.999	53.975	1	Mazda SL T3500
VGD 1140	0.5540	0.3545	2.200	14.072	9.004	55.880	1	Hino WO4D
VGD 860	0.5525	0.3550	2.284	14.034	9.017	58.014	11	Toyota H/2H Landcruiser (VGD0601)
VGD 0601+.005	0.5575	0.3550	2.284	14.161	9.017	58.014	11	Toyota H/2H Landcruiser
VGD 860+.005	0.5580	0.3550	2.294	14.173	9.017	58.268	11	Toyota H/2H Landcruiser
VGD 569+.005	0.5580	0.3550	2.400	14.173	9.017	60.960	1	Toyota 3R/5R/H Diesel Inl
C 5610	0.5020	0.3720	3.050	12.751	9.449	77.470	14	Universal 3/8" .530" Seal Provision
C 5009+.002	0.5040	0.3720	2.375	12.802	9.449	60.325	1	Universal 3/8" Oversize O.D.
C 1846G	0.6160	0.3730	2.650	15.646	9.474	67.310	14	Chev 454 (80-95) Exh .621" S/P
C 1826	0.6200	0.3730	2.562	15.748	9.474	65.075	11	Chev V8 Exhaust .615 S/P
C 1825	0.6250	0.3730	2.427	15.875	9.474	61.646	8	Chev V8 Inlet .603" S/P
VGJ 546	0.5020	0.3740	2.375	12.751	9.500	60.325	1	Chrysler Valiant Exhaust
VGJ 547	0.5020	0.3740	2.625	12.751	9.500	66.675	1	Chrysler Valiant/Dodge/Plymouth Inlet
VGD 481	0.6260	0.3740	2.844	15.900	9.500	72.238	1	International 282 6 Cyl
C 1618	0.6570	0.3740	2.375	16.688	9.500	60.325	10	Universal 3/8" .596" Seal Provision
C 5016	0.5020	0.3750	2.625	12.751	9.525	66.675	1	Universal 3/8"
C 1898	0.6250	0.3750	3.313	15.875	9.525	84.150	8	Universal 3/8"/Chev Big Block
C 6905	0.6270	0.3750	3.969	15.926	9.525	100.812	1	Ford Trader
C 8408	0.6580	0.3750	2.775	16.713	9.525	70.485	8	Caterpillar 3306PC
VGD 585	0.6890	0.3750	2.960	17.501	9.525	75.184	8	International 345/392 V8
C 2080	0.6312	0.3932	3.822	16.020	9.980	97.000	10	Daf/Iveco
C 8160	0.7100	0.4335	3.350	18.030	11.011	85.090	1	Komatsu

CAST IRON VALVE GUIDES (By O.D.)

Guide No	O.D."	I.D."	Lgth"	O.D.mm	I.D.mm	Lgth mm	Type	Model
VGJ 9027	0.3760	0.2170	1.575	9.550	5.512	40.005	4	Nissan GA16
VGJ 9028	0.3825	0.1960	1.787	9.716	4.978	45.390	4	Toyota 4A-GE 20V EFI
C 3019-R	0.3875	0.2350	1.180	9.842	5.969	29.972	1	Rover K, MG, Lotus
VGJ 9025	0.3937	0.2362	1.767	10.000	6.000	44.882	10	Holden Barina 1.4L/ Nissan SR20 (VGJ9018)
VGJ 936	0.3950	0.2360	2.346	10.030	5.990	59.600	4	Nissan YD25DDTI INLET / Ford Barra 6 Cylinder
VGJ 937	0.3950	0.2360	1.737	10.030	5.990	44.120	4	Nissan YD25DDTI EXHAUST / Ford Barra 6
VGJ 9019	0.3950	0.2360	1.580	10.033	5.994	40.132	5	Nissan CA18/RB20/RB25 Inlet
VGJ 2935	0.3950	0.2360	1.970	10.033	5.994	50.038	4	Nissan V6/ ALT for YD25DDTI Ex/ Ford Barra
VGJ 9018	0.3950	0.2370	1.695	10.033	6.020	43.053	4	CA18/RB20/RB25/SR18/SR20 Exh, RB26DET Inl
VGJ 2208	0.3953	0.1960	1.535	10.040	4.978	39.000	10	Holden Astra 16V DOHC
VGH 2212	0.3960	0.2350	1.380	10.058	5.969	35.052	10	Vectra/Saab V6 24V DaewooA16DMS
VGD 2210	0.3960	0.2350	1.770	10.058	5.969	44.958	10	Holden Astra/Vectra 1600/2200cc Exh
C 8584	0.4070	0.2170	1.360	10.338	5.512	34.544	5	Toyota 1UZFE VVTI Inlet
C 8585	0.4070	0.2170	1.590	10.338	5.512	40.386	5	Toyota 1UZFE VVTI Exhaust
C 416	0.4150	0.2170	1.690	10.541	5.512	42.926	4	Toyota Beams
C 3128	0.4170	0.2165	1.580	10.590	5.499	40.130	22	Suzuki J20B, J24B, K6A
C 2014	0.4360	0.2150	1.685	11.074	5.460	42.799	5	Ssangyong 2l 16V, Ford/Mazda 2l Duratec
VGJ 9032	0.4340	0.2750	1.770	11.024	6.985	44.958	5	Nissan SR20DE, RB26DET Exh
VGJ 5011	0.4340	0.2750	2.320	11.024	6.985	58.928	5	Nissan RB30/VG30DETT - Holden VL Inlet
VGJ 9008	0.4340	0.2750	2.320	11.024	6.985	58.928	5	Nissan CA20/CD20/RD28/ Holden VL Inl
VGJ 9017	0.4345	0.2360	1.900	11.036	5.994	48.260	5	Toyota 7MGE, 2RZFE, 3RZFE, 1UZFE
VGJ 2386	0.4345	0.2602	1.800	11.036	6.609	45.720	5	Daewoo G15MF SOHC V8
VGJ 2382	0.4350	0.2370	1.577	11.049	6.020	40.056	1	Daewoo Nabira 6/97 A16DMS DOHC 16V
VGJ 2265	0.4350	0.2350	1.985	11.049	5.969	50.419	5	Mitsi 4G64/4G91/4G92/4G93 SOHC 16V Exh
VGJ 5605	0.4350	0.2360	1.850	11.049	5.994	46.990	4	Subaru EJ20,EJ22 Liberty 16V/Mazda BP
VGJ 5493	0.4350	0.2370	1.590	11.049	6.020	40.386	5	Toyota 3S-F/1E/2E/3SG-E/4AG-E/ 1KD/ 16v Ex
VGJ 2100	0.4350	0.2370	1.920	11.049	6.020	48.768	4	Mazda B6Y/Ford Laser
VGJ 9009	0.4350	0.2760	1.770	11.049	7.010	44.958	4	Nissan CA20/CD20/RD28/SR18/ Holden VL Exh
VGJ 9026	0.4350	0.2760	1.770	11.049	7.010	44.958	5	Nissan Pulsar 1800
VGJ 2260	0.4352	0.2360	1.518	11.054	5.994	38.557	5	Toyota 7AFE DOHC 16V
VGJ 9016	0.4360	0.2160	1.260	11.074	5.486	32.004	22	Suzuki G10A (Late), G16B SOHC (VGJ9016L)
C 3154	0.4360	0.2160	1.735	11.074	5.486	44.069	1	Mitsubishi Evo X 4B11
VGJ 9023	0.4360	0.2170	1.875	11.074	5.512	47.625	24	Honda D16 Exhaust (12204-PJ7-305)
VGJ 9022	0.4360	0.2170	2.125	11.074	5.512	53.975	24	Honda D16 Inlet (12205-PJ7-305), F22B
VGJ 8255	0.4360	0.2340	1.775	11.074	5.944	45.085	5	Isuzu 6VD1, Late Mini
VGJ 2306	0.4360	0.2360	1.500	11.074	5.994	38.100	5	Hyundai G4EK Exh
VGJ 2307	0.4360	0.2370	1.810	11.074	6.020	45.974	5	Hyundai G4EK Inl
VGJ 9016L	0.4370	0.2170	1.690	11.100	5.512	42.926	22	Suzuki G13 DOHC
VGJ 5493+.003	0.4380	0.2370	1.590	11.176	6.020	40.386	5	Toyota 3S-F/1E/2E/3SG-E/4AG-E 16v Exhaust
VGH 2062	0.4380	0.3125	2.125	11.125	7.938	53.975	14	Holden Commodore V6 3.8L
VGH 2064	0.4380	0.3420	2.125	11.125	8.687	53.975	14	Holden Commodore V6 3.8L
VGH 2061	0.4380	0.3420	2.250	11.125	8.687	57.150	14	Holden Commodore V6 3.8L
VGJ 810	0.4390	0.3110	1.828	11.151	7.899	46.431	1	Ford 711M & C/F,751,2735,2737E Inl
VGJ 811	0.4390	0.3120	2.188	11.151	7.925	55.580	1	Ford 711M & C/F,751,2735,2737E Exh
C 8388+.005	0.4395	0.2750	2.320	11.160	6.985	58.930	11	John Deere
VGJ 811+.002	0.4410	0.3120	2.078	11.201	7.925	52.781	1	Ford 711M & C/F,751,2735,2737E Exh
C 344+.008	0.4420	0.2750	2.320	11.227	6.985	58.930	10	Nissan O/S, John Deere, Cummins
VGJ 2089	0.4540	0.2760	1.972	11.532	7.010	50.089	5	Isuzu 4XC1 Shuttle Exhaust
VGJ 2088	0.4550	0.2760	1.695	11.557	7.010	43.053	5	Isuzu 4XC1 Shuttle Inlet
VGJ 9007	0.4550	0.2760	1.695	11.557	7.010	43.053	4	Toyota 4A Inlet
VGJ 9006	0.4550	0.2760	1.935	11.557	7.010	49.149	4	Toyota 4A Exhaust
VGB 445	0.4710	0.2810	1.690	11.963	7.137	42.926	24	Austin/Morris/Leyland A 998CC
VGJ 503	0.4710	0.2810	1.690	11.963	7.137	42.926	24	Austin/MG/Riley Morris/Wolseley
VGJ 804	0.4710	0.2810	1.690	11.963	7.137	42.926	24	Austin/Morris 1100/1300 Mini & S
VGJ 9031	0.4720	0.2360	1.420	11.989	5.994	36.068	1	Ford Mondeo ZH20 Zetec
VGJ 872	0.4720	0.3140	1.692	11.989	7.976	42.977	4	Holden Camira F11 G1 1.8L/Nissan/Opel

CAST IRON VALVE GUIDES (By O.D.)

Guide No	O.D."	I.D."	Lgth"	O.D.mm	I.D.mm	Lgth mm	Type	Model
VGB 290	0.4740	0.2760	1.964	12.040	7.010	49.886	2	Mazda WL(Modify)/Ford B6 Laser 1600
VGJ 9000	0.4740	0.2760	2.282	12.040	7.010	57.963	3	Nissan Pulsar E15
VGJ 869	0.4740	0.3070	1.924	12.040	7.798	48.870	2	Nissan E14 Inlet
VGJ 868	0.4740	0.3070	2.085	12.040	7.798	52.959	2	Nissan E14 Exhaust
VGJ 873	0.4740	0.3140	2.160	12.040	0.798	54.900	5	Isuzu 4FB1/Holden Gemini
VGJ 872+.002	0.4740	0.3140	1.692	12.040	7.976	42.977	4	Holden Camira F11 G1 1.8L/Nissan/Opel
VGJ 797	0.4740	0.3150	2.094	12.040	8.001	53.188	2	Nissan A10/A12/A13/A15 Exhaust
VGJ 817	0.4740	0.3150	2.315	12.040	8.001	58.801	5	Nissan L13 to L26, LD20, LD28 Inlet
VGJ 818	0.4740	0.3150	2.315	12.040	8.001	58.801	5	Nissan L13 to L26, LD20, LD28 Exhaust
VGJ 5010	0.4740	0.3150	2.640	12.040	8.001	67.056	4	Nissan RB30, Z20/Holden VL Exhaust
VGJ 798	0.4740	0.3160	1.925	12.040	8.026	48.895	2	Nissan A12 Inlet
C 2108	0.4745	0.2750	2.030	12.052	6.985	51.560	1	Ford Ranger PX1,2,3
VGJ 7304	0.4745	0.2600	2.164	12.052	6.604	54.966	22	Daihatsu Applause HCE/HDE Exhaust
VGH 848	0.4745	0.3145	1.810	12.052	7.988	45.974	2	Isuzu G160Z/Holden Gemini Inlet
VGJ 867	0.4750	0.2594	1.950	12.065	6.589	49.530	5	Mitsubishi G12B/4G12/4G63/4M41 DOHC Exh
VGJ 2269	0.4750	0.2600	1.795	12.065	6.604	45.593	5	Mitsubishi 4G61/4G63/4G67 DOHC Inl
VGJ 2270	0.4750	0.2600	1.980	12.065	6.604	50.292	5	Mitsubishi 4G61/4G63/4G67 DOHC Exh
VGJ 846	0.4750	0.2600	2.087	12.065	6.604	53.010	5	Honda EB1/EB2/A20A Inlet
VGJ 845	0.4750	0.2600	2.160	12.065	6.604	54.864	4	Honda EG Exhaust / Mitsubishi 4M41 INLET
VGJ 872+.003	0.4750	0.3140	1.692	12.065	7.976	42.977	4	Holden Camira F11 G1 1.8L/Nissan/Opel
VGJ 2086	0.4750	0.3150	1.990	12.065	8.001	50.546	2	Nissan TD25/27/42
VGJ 2126	0.4755	0.2710	1.968	12.078	6.883	49.987	6	Honda EL Inlet
C 623	0.4760	0.2170	1.640	12.090	5.512	41.656	6	Honda V-Tech/B16A3 Inlet
C 624	0.4760	0.2170	1.870	12.090	5.512	47.498	8	Honda V-Tech/B16A3 Exhaust
C 8583	0.4760	0.2170	2.045	12.090	5.512	51.943	8	Honda H22 Exhaust
VGJ 2258	0.4760	0.2590	1.733	12.090	6.579	44.018	10	Mitsubishi 4G15 Inlet
VGJ 2259	0.4760	0.2590	1.950	12.090	6.579	49.530	10	Mitsubishi 4G15 Exh
VGJ 843	0.4760	0.2600	2.040	12.090	6.604	51.816	5	Honda E Series,A20A/Mitsubishi 4G92/96 Inl
VGJ 844	0.4760	0.2600	2.470	12.090	6.604	62.738	1	Honda EC,ED,EF,EJ,EK,EM,EW Exhaust
VGJ 847	0.4760	0.2600	2.470	12.090	6.604	62.738	3	Honda EB1/EB2 Exhaust
VGJ 9013	0.4760	0.2750	1.895	12.090	6.985	48.133	5	Suzuki G13A/Holden Barina SOHC
VGJ 0651	0.4760	0.2750	2.090	12.090	6.985	53.086	14	Ford F2 Laser/Mazda FE 12V/Nissan E15
VGJ 5652	0.4760	0.2760	1.890	12.090	7.010	48.006	5	Suzuki F8A/10A (Early) Inlet
VGJ 9014	0.4760	0.2760	1.970	12.090	7.010	50.038	5	Daihatsu CB Exhaust
VGJ 2288	0.4760	0.2760	2.090	12.090	7.010	53.086	14	Mazda G6, FE12V
VGJ 2127	0.4760	0.2760	2.166	12.090	7.010	55.016	4	Honda EL/Subaru EA82 Exhaust
VG 5608	0.4760	0.2760	2.166	12.090	7.010	55.016	5	Subaru EJ22 Inlet/Exhaust
VGJ 849+.002	0.4760	0.3140	2.170	12.090	7.976	55.118	2	Isuzu G160Z/Holden Gemini Exhaust
VGJ 848+.002	0.4760	0.3145	1.810	12.090	7.988	45.974	2	Isuzu G160Z/Holden Gemini Inlet
C 540.002	0.4770	0.2600	1.990	12.116	6.604	50.546	5	Mitsubishi 4G63 DOHC 16V
VGJ 5651	0.4770	0.2750	2.075	12.116	6.985	52.705	5	Suzuki F8A/10A (Early) Exhaust
VGJ 5012	0.4810	0.3030	2.500	12.217	7.696	63.500	9	Nissan RB30 Exhaust
VGJ 872+.009	0.4810	0.3140	1.692	12.217	7.976	42.977	4	Holden Camira F11 G1 1.8L/Nissan/Opel
VGJ 2093	0.4820	0.3150	2.087	12.243	8.001	53.010	8	Nissan TB42 Exh
VGJ 871	0.4830	0.2550	2.164	12.268	6.477	54.966	8	Nissan E15/E13
VGJ 5404	0.4830	0.2550	2.165	12.268	6.477	54.991	8	Nissan Pulsar E15 ACL O.D. (VGJ871)
VGJ 872+.015	0.4870	0.3140	1.692	12.370	7.976	42.977	4	Holden Camira F11 G1 1.8L/Nissan/Opel
C 683	0.4950	0.2360	1.890	12.573	5.994	48.006	1	Ford 2.5L Diesel
C 611	0.4950	0.2750	1.930	12.573	6.985	49.022	8	Ford 4.6L, V8S
C 8274	0.4955	0.2750	1.926	12.586	6.985	48.920	1	Ford Falcon BA 281 V8D & 2.3L, 5.4L Petrol
VGJ 2031	0.5000	0.3120	2.382	12.700	7.925	60.500	10	Detroit Diesel 71 & 92 Series
C 3053	0.5000	0.3150	2.115	12.700	8.001	53.721	1	Holden/Chev LS1 V8
C 3021	0.5010	0.2770	1.937	12.725	7.036	49.200	8	Cummins IS Series Inlet
C 3022	0.5010	0.2770	2.020	12.725	7.036	51.308	8	Cummins IS Series Exhaust
VGJ 855-S	0.5010	0.3110	1.956	12.725	7.899	49.682	5	T.M.D. Special
VGH 2065	0.5015	0.3420	2.110	12.738	8.687	53.594	14	Holden Commodore V6 3.8L

CAST IRON VALVE GUIDES (By O.D.)

Guide No	O.D."	I.D."	Lgth"	O.D.mm	I.D.mm	Lgth mm	Type	Model
VGJ 554	0.5020	0.3110	1.500	12.751	7.899	38.100	1	Capri/Escort/Cortina 1200/1300/Toyota MG
VGJ 857	0.5020	0.3110	1.956	12.751	7.899	49.682	5	Jaguar V12
VGJ 790	0.5020	0.3120	2.070	12.751	7.925	52.580	1	Ford 2.0 Capri/Cortina
C 5040	0.5020	0.3120	2.375	12.751	7.925	60.325	1	Universal 5/16"
VGJ 9015	0.5020	0.3120	2.625	12.751	7.925	66.675	1	Universal 5/16"
VGJ 785	0.5020	0.3140	2.436	12.751	7.976	61.874	1	Perkins 4-203 Diesel 3330CC
VGJ 862	0.5020	0.3150	2.250	12.751	8.001	57.150	1	Mazda E2200/S2/ZB Diesel
VGJ 850	0.5020	0.3170	1.975	12.751	8.052	50.165	15	Ford Cortina/Escort 70HM
C 9198	0.5020	0.3170	2.000	12.751	8.052	50.800	8	Ford Cortina/Escort 70HM
VGJ 2066	0.5020	0.3410	2.375	12.751	8.661	60.325	1	Holden VN Commodore V6 3.8L
C 5046	0.5020	0.3420	2.375	12.751	8.687	60.325	18	Universal 11/32" .530" S/P .435" I/H
VGJ 568	0.5020	0.3430	2.125	12.751	8.712	53.975	1	Holden 149/186/202 3.3 & Starfire
VGJ 540	0.5020	0.3430	2.250	12.751	8.712	57.150	1	Ford 302 Wind/351 Cleve V8/Holden VN V8
VGJ 541	0.5020	0.3430	2.375	12.751	8.712	60.325	1	Holden V8/Ford 302 Windsor Exh
VGJ 542	0.5020	0.3430	2.500	12.751	8.712	63.500	1	Ford 302 Windsor/351 Cleveland V8
VGJ 543	0.5020	0.3430	2.625	12.751	8.712	66.675	1	Holden/Chev
C 7259	0.5020	0.3430	3.000	12.751	8.712	76.200	1	Universal 11/32"
C 5610	0.5020	0.3720	3.050	12.751	9.449	77.470	14	Universal 3/8" .530" Seal Provision
VGJ 546	0.5020	0.3740	2.375	12.751	9.500	60.325	1	Chrysler Valiant Exhaust
VGJ 547	0.5020	0.3740	2.625	12.751	9.500	66.675	1	Chrysler Valiant/Dodge/Plymouth Inlet
C 5016	0.5020	0.3750	2.625	12.751	9.525	66.675	1	Universal 3/8"
VGJ 855	0.5030	0.3110	1.956	12.776	7.899	49.682	5	Jaguar Exhaust (VGJ856)
VGJ 856	0.5030	0.3110	1.956	12.776	7.899	49.682	5	Jaguar Inlet (VGJ855)
C 9460H+.002	0.5040	0.3430	2.500	12.802	8.712	63.500	1	Universal 11/32" Oversize O.D.
C 5009+.002	0.5040	0.3720	2.375	12.802	9.449	60.325	1	Universal 3/8" Oversize O.D.
VGJ 862+.005	0.5065	0.3147	2.120	12.865	7.993	53.848	1	Mazda E2200/S2/ZB Diesel
VGJ 791	0.5130	0.3150	1.970	13.030	8.001	50.038	17	Toyota M Series/5M-E Inlet
VGJ 792	0.5130	0.3150	2.340	13.030	8.001	59.436	4	Toyota M Series/5M-E Exhaust
VGJ 863	0.5130	0.3160	2.265	13.030	8.026	57.531	5	Toyota 21R/22R Exhaust (VGJ2043)
VGJ 9010	0.5135	0.3145	1.573	13.043	7.988	39.954	4	Toyota MK2 2L/3L/5L Diesel 1HZDT
VGJ 2271	0.5135	0.3155	1.751	13.043	8.014	44.475	4	Toyota 2RZ Hi-ace SOHC 8V
VGJ 879	0.5136	0.3146	2.047	13.045	7.991	51.994	5	Toyota 2S/3Y Exhaust (VGJ5601)
VGJ 8809	0.5140	0.3140	2.265	13.056	7.976	57.531	6	Subaru Exhaust (VGJ5601)
VGJ 767	0.5140	0.3150	1.808	13.056	8.001	45.923	4	Toyota K/3K/3KC/4K/1C/3C Exhaust
VGJ 841	0.5140	0.3150	1.870	13.056	8.001	47.498	5	Mitsubishi 4G31/4G32/4G32B/4G33 Exh
VGJ 878	0.5140	0.3150	1.909	13.056	8.001	48.489	5	Toyota 2S Inlet
VGJ 861	0.5140	0.3150	1.966	13.056	8.001	49.936	8	Toyota 5M Crown Exh
VGJ 766	0.5140	0.3150	1.968	13.056	8.001	49.987	4	Toyota K/3K/3KC/4K/1C/3C Inlet (VGJ877)
VGJ 876	0.5140	0.3150	1.968	13.056	8.001	49.987	3	Toyota 2C/2CT/2T/3T Inlet
VGJ 877	0.5140	0.3150	1.970	13.056	8.001	50.038	4	Toyota 2C/2CT/2T/3T/21R Exhaust (VGJ766)
VGJ 5601	0.5140	0.3150	2.320	13.056	8.001	58.928	5	Subaru EA63/EA71/EA81 Exhaust
C 254	0.5140	0.3150	2.375	13.056	8.001	60.325	1	Subaru Exh
VGJ 2128	0.5140	0.3150	2.910	13.056	8.001	73.914	5	Mitsubishi 4D55,4D56 Inl
VGJ 2129	0.5140	0.3150	2.910	13.056	8.001	73.914	5	Mitsubishi 4D55,4D56 Exh (VGJ9011)
C 205	0.5140	0.3530	2.450	13.056	8.966	62.230	14	VW 2.1L Exh
VGJ 2611	0.5143	0.3150	1.990	13.063	8.001	50.546	3	Mitsubishi 4M40T Exh
VGJ 2601	0.5150	0.3150	1.730	13.081	8.001	43.942	3	Mitsubishi 4M40T Inl
VGJ 852	0.5150	0.3150	1.850	13.081	8.001	46.990	5	Mitsubishi 4G52/54/54B/62/63 SOHC 8V Inl
VGJ 853	0.5150	0.3150	2.050	13.081	8.001	52.070	5	Mitsubishi 4G52/54/54B/62/63 SOHC 8V Exh
VGJ 2129+.002	0.5160	0.3150	2.910	13.106	8.001	73.914	5	Mitsubishi 4D55,4D56 Exh
VGJ 852+.002	0.5165	0.3150	1.850	13.119	8.001	46.990	5	Mitsubishi 4G52/54/54B/62/63 SOHC 8V Inl
VGJ 853+.002	0.5165	0.3150	2.050	13.119	8.001	52.070	5	Mitsubishi 4G52/54/54B/62/63 SOHC 8V Exh
VGJ 2303	0.5165	0.3160	2.050	13.119	8.026	52.070	5	Hyundai Sonata GL/GLS SOHC EFI
C 3031	0.5250	0.3140	2.185	13.335	7.976	55.499	1	Jeep Grand Cherokee SRT8 2007 6.1L V8
C 3031+.002	0.5270	0.3140	2.185	13.339	7.976	55.499	1	Jeep Grand Cherokee SRT8 2007 6.1L V8
C 2036	0.5510	0.1570	2.000	13.995	3.988	50.800	1	Universal 4mm
C 2037	0.5510	0.1770	2.000	13.995	4.496	50.800	1	Universal 4.5mm
C 2019	0.5510	0.1960	2.000	13.995	4.978	50.800	1	Universal 5mm
C 9002M	0.5510	0.2160	2.000	13.995	5.486	50.800	1	Universal 5.5mm

CAST IRON VALVE GUIDES (By O.D.)

Guide No	O.D."	I.D."	Lgth"	O.D.mm	I.D.mm	Lgth mm	Type	Model
VGJ 819	0.5520	0.3150	2.130	14.021	8.001	54.102	1	Toyota F/2F/3F Inlet
VGJ 821	0.5520	0.3150	2.243	14.021	8.001	56.972	13	Toyota 6R/7R/8R/18R/18R-G Inlet
VGJ 820	0.5520	0.3160	2.322	14.021	8.026	58.979	8	Toyota F/2F/3F Exhaust
VGD 2002	0.5520	0.3540	2.361	14.021	8.992	59.969	2	Isuzu BB/BD, Nissan FD35 Exhaust
VGD 7303	0.5520	0.3540	2.400	14.021	8.992	60.960	1	Daihatsu DL 8/84 On (11122-87303) Exh
VGJ 6510	0.5525	0.2755	2.325	14.034	6.998	59.055	4	Ford Falcon EL (Late), AU
VGJ 569-S	0.5525	0.3140	1.968	14.034	7.976	49.987	1	Holden Camira
VGD 0604	0.5525	0.3540	2.344	14.034	8.992	59.538	3	Toyota B/2B/3B/13B Landcruiser
VGJ 2504	0.5525	0.3543	2.125	14.034	8.999	53.975	1	Mazda SL T3500
VGD 860	0.5525	0.3550	2.284	14.034	9.017	58.014	11	Toyota H/2H Landcruiser (VGD0601)
VGJ 940	0.5530	0.3140	2.000	14.046	7.976	50.800	1	Toyota 2R,12R Exhaust
VGD 2503	0.5530	0.3150	1.490	14.046	8.001	37.846	3	Mazda R2/RF Diesel Exhaust
VGD 2502	0.5530	0.3150	1.600	14.046	8.001	40.640	3	Mazda R2/RF Diesel Inlet
VGD 0160	0.5530	0.3150	1.970	14.046	8.001	50.038	10	Holden Rodeo/ Isuzu 4JA1,4JB1 (VGD870)
VGD 870	0.5530	0.3150	1.970	14.046	8.001	50.038	10	Isuzu C Series/Holden Rodeo 4JG2/4JB1
VGJ 837	0.5530	0.3170	1.990	14.046	8.052	50.546	8	Mazda NATC/UB/UC/VB/VC/E3/E5 Exh
VGJ 851	0.5530	0.3170	1.990	14.046	8.052	50.546	2	Mazda MA 2.0L
VGJ 864	0.5530	0.3170	2.165	14.046	8.052	54.991	2	Mazda/Ford F8/FE 8V
VGD 865	0.5540	0.3350	2.400	14.072	8.509	60.960	5	Toyota L/MK1 2L (VGD0602)
VGD 1140	0.5540	0.3545	2.200	14.072	9.004	55.880	1	Hino WO4D
VGJ 864+.002	0.5545	0.3170	2.165	14.084	8.052	54.991	2	Mazda/Ford F8/FE 8V
VGJ 940+.002	0.5550	0.3140	2.010	14.097	7.976	51.054	1	Toyota 2R,12R Exhaust
VGJ 837+.002	0.5550	0.3170	1.990	14.097	8.052	50.546	8	Mazda NATC/UB/UC/VB/VC/E3/E5 Exh
VGD 0602+.005	0.5575	0.3340	2.400	14.161	8.484	60.960	5	Toyota L/MK1 2L Diesel
VGJ 2504+.005	0.5575	0.3543	2.125	14.161	8.999	53.975	1	Mazda SL T3500
VGD 0601+.005	0.5575	0.3550	2.284	14.161	9.017	58.014	11	Toyota H/2H Landcruiser
VGD 860+.005	0.5580	0.3550	2.294	14.173	9.017	58.268	11	Toyota H/2H Landcruiser
VGD 569+.005	0.5580	0.3550	2.400	14.173	9.017	60.960	1	Toyota 3R/5R/H Diesel Inl
VGB 751	0.5635	0.3440	1.875	14.313	8.738	47.625	1	Nissan E1/J Series/Austin MG Inlet
VGB 752	0.5640	0.3430	2.208	14.326	8.712	56.083	1	Nissan E1/J Series/Austin MG Exhaust
VGB 438	0.5650	0.3140	2.440	14.351	7.975	61.980	1	Commer/Hillman Inlet
VGB 439	0.5650	0.3120	2.500	14.351	7.925	63.500	1	Cummins 4.9/Hillman Exhaust
VGH 233	0.5650	0.3430	2.875	14.351	8.712	73.025	1	Holden 138
VGD 2603	0.5915	0.3540	2.800	15.024	8.992	71.120	5	Mitsubishi 4D30,4D33,6D15 Exh
C 255	0.5900	0.3440	2.465	14.986	8.738	62.611	1	Volvo 1.8L
C 366	0.5820	0.3150	2.760	14.783	8.001	70.104	11	Universal 8mm
VGJ 2000	0.5920	0.3170	2.500	15.037	8.052	63.500	8	Mazda VA E2000
C 1846G	0.6160	0.3730	2.650	15.646	9.474	67.310	14	Chev 454 (80-95) Exh .621" S/P
C 1826	0.6200	0.3730	2.562	15.748	9.474	65.075	11	Chev V8 Exhaust .615 S/P
C 1825	0.6250	0.3730	2.427	15.875	9.474	61.646	8	Chev V8 Inlet .603" S/P
C 1898	0.6250	0.3750	3.313	15.875	9.525	84.150	8	Universal 3/8"/Chev Big Block
VGD 481	0.6260	0.3740	2.844	15.900	9.500	72.238	1	International 282 6 Cyl
C 4944	0.6270	0.3120	2.688	15.926	7.925	68.275	2	Universal 5/16"
C 1899	0.6270	0.3440	2.969	15.926	8.738	75.413	8	Bedford/ Chev Big Block
C 6905	0.6270	0.3750	3.969	15.926	9.525	100.812	1	Ford Trader
C 2080	0.6312	0.3932	3.822	16.020	9.980	97.000	10	Daf/Iveco
C 1515	0.6570	0.3420	2.563	16.688	8.687	65.100	10	Universal 11/32" .531 S/P
C 1618	0.6570	0.3740	2.375	16.688	9.500	60.325	10	Universal 3/8" .596" Seal Provision
C 8408	0.6580	0.3750	2.775	16.713	9.525	70.485	8	Caterpillar 3306PC
VGD 585	0.6890	0.3750	2.960	17.501	9.525	75.184	8	International 345/392 V8
C 8160	0.7100	0.4335	3.350	18.030	11.011	85.090	1	Komatsu
C 1966	0.7510	0.3440	2.938	19.075	8.738	74.625	5	Universal 11/32" ID 3/4" OD

BRONZE VALVE GUIDES (By Guide No)

Guide No	O.D."	I.D."	Length"	O.D.mm	I.D.mm	Lgth mm	Type	Model
B 206B	0.5140	0.3135	2.450	13.056	7.963	62.230	14	Universal 8mm
B 222F	0.4760	0.3150	1.440	12.090	8.000	36.370	15	VW/Audi/Seat/Skoda/Volvo Diesel In&Exh
B 225	0.4710	0.2805	1.680	11.963	7.125	42.672	5	BMC Mini/Sprite
B 229	0.5645	0.3420	2.580	14.338	8.687	65.532	1	Universal 11/32"
B 239	0.5530	0.3540	2.120	14.046	8.992	53.848	9	Alfa Exhaust
B 251	0.5020	0.3110	2.260	12.751	7.899	57.404	1	Triumph Spitfire GT6, TR6, TR250
B 321	0.5840	0.3135	2.502	14.834	7.963	63.551	1	Universal V.W.
B 338	0.4344	0.2750	1.768	11.034	6.985	44.910	5	Nissan E15/E16,SR20DE/T,RB26DETT Exh
B 350BAT01	0.5020	0.3420	3.000	12.751	8.687	76.200	18	Universal 11/32" .530" S/P .650" I/H
B 360	0.5450	0.3420	2.010	13.843	8.687	51.050	18	Universal 11/32" .530" S/P .620" IH
B 506	0.4750	0.2600	1.800	12.065	6.604	45.720	5	Mitsubishi 4G63 DOHC 16V Inlet
B 515	0.4350	0.2760	2.070	11.049	7.010	52.578	4	Nissan CA16/CA18 Exh
B 532	0.4345	0.2365	1.890	11.036	6.007	48.006	24	Toyota 7MGE, 2RZFE, 3RZFE, 1UZFE
B 535	0.4760	0.2600	1.975	12.090	6.604	50.165	28	Honda L4D
B 540	0.4750	0.2600	1.990	12.065	6.604	50.546	5	Mitsubishi 4G63 DOHC 16V Exhaust
B 560	0.4350	0.2370	1.590	11.049	6.020	40.386	5	Toyota 3S-F/1E/2E/3SG-E/4AG-E 16v Exh.
B 563	0.3950	0.2370	1.695	10.033	6.020	43.053	5	Nissan CA16/CA18, SR20DE
B 582	0.5020	0.3150	2.125	12.751	8.000	53.975	1	Universal 8mm
B 608	0.3950	0.2365	1.580	10.033	6.010	40.132	5	Nissan SR20DET, RB26DETT Inl
B 630	0.4350	0.2360	1.415	11.050	5.994	36.000	10	Audi
B 645	0.4350	0.2370	1.770	11.049	6.020	45.974	2	Ford, Hyundai, Mazda 1.5-2.3L Inl.
B 646	0.4360	0.2370	1.810	11.074	6.020	47.498	2	Ford, Hyundai, Mazda 1.5-2.3L Exh.
B 652+.001	0.4750	0.2750	1.770	12.065	6.985	44.958	10	BMW 3.2/3.5 6 cyl 4 valve Inl/Exh
B 652+.002	0.4760	0.2750	1.770	12.065	6.985	44.958	10	BMW 3.2/3.5 6 cyl 4 valve Inl/Exh
B 655	0.4940	0.2350	1.710	12.548	5.969	43.434	10	BMW M44
B 683	0.4970	0.2360	1.890	12.624	5.994	48.006	1	Universal 6mm
B 1827	0.6250	0.3100	2.427	15.875	7.874	61.646	8	Chev B/B Inlet
B 2032	0.3950	0.1950	1.890	10.033	4.953	48.006	1	BMW E90,91,92
B 2032+.001	0.3960	0.1950	1.890	10.058	4.953	48.006	1	BMW E90,91,92
B 2032+.002	0.3970	0.1950	1.890	10.084	4.953	48.006	1	BMW E90,91,92
B 2063	0.3560	0.1960	1.750	9.040	4.978	44.450	1	BMW Mini Exh
B 2063+2	0.3580	0.1960	1.750	9.090	4.978	44.450	1	BMW Mini Inl
B 3154	0.4360	0.2160	1.735	11.074	5.486	44.069	1	Mitsubishi Evo X 4B11
B 5012	0.5020	0.3430	2.875	12.751	8.712	73.025	1	Universal 11/32"
B 5012+.004	0.5060	0.3430	2.875	12.852	8.712	73.025	1	Universal 11/32" Oversize O.D.
B 5029	0.5020	0.3120	2.875	12.751	7.925	73.025	1	Universal 5/16"
B 5040A	0.5020	0.3130	2.375	12.751	7.950	60.325	1	Universal 8mm
B 5043	0.5020	0.3730	2.875	12.751	9.474	73.025	1	Universal 3/8"
B 5046	0.5020	0.3420	2.375	12.751	8.687	60.325	18	Universal 11/32" .530" S/P .425" I/H
B 5049	0.5020	0.3090	3.000	12.751	7.849	76.200	18	Universal 5/16" .530" S/P .500" I/H
B 5543	0.5450	0.3410	3.000	13.843	8.661	76.200	18	Universal 11/32" .530" S/P .653" I/H
B 5565	0.5020	0.3420	2.460	12.751	8.687	62.484	18	Universal 11/32" .530" S/P .565" I/H
B 5565+.002	0.5040	0.3420	2.460	12.802	8.687	62.484	18	Universal 11/32" .530" S/P .565" I/H
B 5569	0.5020	0.3720	2.465	12.751	9.449	62.610	18	Universal 3/8" .530" S/P .580" I/H
B 5606	0.5450	0.3090	3.000	13.843	7.849	76.200	18	Universal 5/16" .530" S/P .658 I/H
B 6009	0.6250	0.2500	3.000	15.875	6.350	76.200	1	Universal 1/4"
B 6010	0.7500	0.0000	3.125	19.050	0.000	79.380	1	Blank Guide
B 6010SPECIAL	0.7500	0.1969	3.125	19.050	5.000	79.380	1	Universal 5mm
B 6012	0.6270	0.3730	3.000	15.926	9.474	76.200	1	Universal 3/8"
B 6028	0.5020	0.2750	2.510	12.751	6.985	63.754	1	Universal 7mm
B 8583	0.4760	0.2170	2.045	12.090	5.512	51.943	8	Honda H22 Exhaust
G 1170	0.6250	0.3420	2.420	15.875	8.687	61.468	18	Universal 11/32" .530" S/P .770" I/H
G 1170+.002	0.6270	0.3420	2.420	15.926	8.687	61.468	18	Universal 11/32" .530" S/P .770" I/H
G 1171	0.6250	0.3710	2.420	15.875	9.420	61.468	18	Universal 3/8" .530" S/P .771 I/H
G 1171+.002	0.6270	0.3710	2.420	15.926	9.420	61.468	18	Universal 3/8" .530" S/P .771 I/H
KL 6147	0.5020	0.3430	2.250	12.750	8.710	57.150	1	Universal 11/32" Steel Bronel, Bronze lined
VG 567-1	0.4770	0.3146	2.539	12.116	7.990	64.500	14	V.W. 1600 Exhaust
VG 567-2	0.4830	0.3146	2.539	12.268	7.990	64.500	14	V.W. 1600 Exhaust
VG 567-3	0.4860	0.3146	2.539	12.344	7.990	64.500	14	V.W. 1600 Exhaust
VG 567-4	0.4920	0.3146	2.539	12.496	7.990	64.500	14	V.W. 1600 Exhaust
VG 567-STD	0.4750	0.3146	2.539	12.065	7.990	64.500	14	V.W. 1600 Exhaust
VGS 2025	0.5528	0.3150	1.990	14.040	8.000	50.546	10	BMW 2Litre Inl/Exh
VGS 2026	0.5135	0.2750	1.770	13.043	6.985	44.958	10	BMW 320/325 Exhaust
VGS 2026+.008	0.5215	0.2750	1.770	13.246	6.985	44.958	10	BMW 320/325 Exhaust
VGS 2026+.010	0.5235	0.2750	1.770	13.297	6.985	44.958	10	BMW 320/325 Exhaust

BRONZE VALVE GUIDES (By I.D.)

Guide No	O.D."	I.D."	Length"	O.D.mm	I.D.mm	Lgth mm	Type	Model
B 6010	0.7500	0.0000	3.125	19.050	0.000	79.380	1	Blank Guide
B 2032	0.3950	0.1950	1.890	10.033	4.953	48.006	1	BMW E90,91,92
B 2032+.001	0.3960	0.1950	1.890	10.058	4.953	48.006	1	BMW E90,91,92
B 2032+.002	0.3970	0.1950	1.890	10.084	4.953	48.006	1	BMW E90,91,92
B 2063	0.3560	0.1960	1.750	9.040	4.978	44.450	1	BMW Mini Exh
B 2063+2	0.3580	0.1960	1.750	9.090	4.978	44.450	1	BMW Mini Inl
B 6010SPECIAL	0.7500	0.1969	3.125	19.050	5.000	79.380	1	Universal 5mm
B 3154	0.4360	0.2160	1.735	11.074	5.486	44.069	1	Mitsubishi Evo X 4B11
B 624B	0.4750	0.2170	1.870	12.065	5.512	47.498	8	Honda V-Tech/B16A3 Exhaust
B 8583	0.4760	0.2170	2.045	12.090	5.512	51.943	8	Honda H22 Exhaust
B 655	0.4940	0.2350	1.710	12.548	5.969	43.434	10	BMW M44
B 630	0.4350	0.2360	1.415	11.050	5.994	36.000	10	Audi
B 683	0.4970	0.2360	1.890	12.624	5.994	48.006	1	Universal 6mm
B 608	0.3950	0.2365	1.580	10.033	6.010	40.132	5	Nissan SR20DET, RB26DETT Inl
B 532	0.4345	0.2365	1.890	11.036	6.007	48.006	24	Toyota 7MGE, 2RZFE, 3RZFE, 1UZFE
B 563	0.3950	0.2370	1.695	10.033	6.020	43.053	5	Nissan CA16/CA18, SR20DE
B 560	0.4350	0.2370	1.590	11.049	6.020	40.386	5	Toyota 3S-F/1E/2E/3SG-E/4AG-E 16v Exh.
B 645	0.4350	0.2370	1.770	11.049	6.020	45.974	2	Ford, Hyundai, Mazda 1.5-2.3L Inl.
B 646	0.4360	0.2370	1.810	11.074	6.020	47.498	2	Ford, Hyundai, Mazda 1.5-2.3L Exh.
B 6009	0.6250	0.2500	3.000	15.875	6.350	76.200	1	Universal 1/4"
B 506	0.4750	0.2600	1.800	12.065	6.604	45.720	5	Mitsubishi 4G63 DOHC 16V Inlet
B 540	0.4750	0.2600	1.990	12.065	6.604	50.546	5	Mitsubishi 4G63 DOHC 16V Exhaust
B 535	0.4760	0.2600	1.975	12.090	6.604	50.165	28	Honda L4D
B 338	0.4344	0.2750	1.768	11.034	6.985	44.910	5	Nissan E15/E16,SR20DE/T,RB26DETT Exh
B 652+.001	0.4750	0.2750	1.770	12.065	6.985	44.958	10	BMW 3.2/3.5 6 cyl 4 valve Inl/Exh
B 652+.002	0.4760	0.2750	1.770	12.065	6.985	44.958	10	BMW 3.2/3.5 6 cyl 4 valve Inl/Exh
B 6028	0.5020	0.2750	2.510	12.751	6.985	63.754	1	Universal 7mm
VGS 2026	0.5135	0.2750	1.770	13.043	6.985	44.958	10	BMW 320/325 Exhaust
VGS 2026+.008	0.5215	0.2750	1.770	13.246	6.985	44.958	10	BMW 320/325 Exhaust
VGS 2026+.010	0.5235	0.2750	1.770	13.297	6.985	44.958	10	BMW 320/325 Exhaust
B 515	0.4350	0.2760	2.070	11.049	7.010	52.578	4	Nissan CA16/CA18 Exh
B 225	0.4710	0.2805	1.680	11.963	7.125	42.672	5	BMC Mini/Sprite
B 5049	0.5020	0.3090	3.000	12.751	7.849	76.200	18	Universal 5/16" .530" S/P .500" I/H
B 5606	0.5450	0.3090	3.000	13.843	7.849	76.200	18	Universal 5/16" .530" S/P .658" I/H
B 1827	0.6250	0.3100	2.427	15.875	7.874	61.646	8	Chev B/B Inlet
B 251	0.5020	0.3110	2.260	12.751	7.899	57.404	1	Triumph Spitfire GT6, TR6, TR250
B 5029	0.5020	0.3120	2.875	12.751	7.925	73.025	1	Universal 5/16"
B 5040A	0.5020	0.3130	2.375	12.751	7.950	60.325	1	Universal 8mm
B 206B	0.5140	0.3135	2.450	13.056	7.963	62.230	14	Universal 8mm
B 321	0.5840	0.3135	2.502	14.834	7.963	63.551	1	Universal V.W.
VG 567-STD	0.4750	0.3146	2.539	12.065	7.990	64.500	14	V.W. 1600 Exhaust
VG 567-1	0.4770	0.3146	2.539	12.116	7.990	64.500	14	V.W. 1600 Exhaust
VG 567-2	0.4830	0.3146	2.539	12.268	7.990	64.500	14	V.W. 1600 Exhaust
VG 567-3	0.4860	0.3146	2.539	12.344	7.990	64.500	14	V.W. 1600 Exhaust
VG 567-4	0.4920	0.3146	2.539	12.496	7.990	64.500	14	V.W. 1600 Exhaust
B 222F	0.4760	0.3150	1.440	12.090	8.000	36.370	15	VW/Audi/Seat/Skoda/Volvo Inl & Exh
B 582	0.5020	0.3150	2.125	12.751	8.000	53.975	1	Universal 8mm
VGS 2025	0.5528	0.3150	1.990	14.040	8.000	50.546	10	BMW 2Litre Inl/Exh
B 5543	0.5450	0.3410	3.000	13.843	8.661	76.200	18	Universal 11/32" .530" S/P .653" I/H
B 360	0.5450	0.3420	2.010	13.843	8.687	51.050	18	Universal 11/32" .530" S/P .620" I/H
B 5046	0.5020	0.3420	2.375	12.751	8.687	60.325	18	Universal 11/32" .530" S/P .425" I/H
B 5565	0.5020	0.3420	2.460	12.751	8.687	62.484	18	Universal 11/32" .530" S/P .565" I/H
B 350BAT01	0.5020	0.3420	3.000	12.751	8.687	76.200	18	Universal 11/32" .530" S/P .650" I/H
B 5565+.002	0.5040	0.3420	2.460	12.802	8.687	62.484	18	Universal 11/32" .530" S/P .565" I/H
B 229	0.5645	0.3420	2.580	14.338	8.687	65.532	1	Universal 11/32"
G 1170	0.6250	0.3420	2.420	15.875	8.687	61.468	18	Universal 11/32" .530" S/P .770" I/H
G 1170+.002	0.6270	0.3420	2.420	15.926	8.687	61.468	18	Universal 11/32" .530" S/P .770" I/H
KL 6147	0.5020	0.3430	2.250	12.750	8.710	57.150	1	Universal 11/32" Steel Bronel, Bronze lined
B 5012	0.5020	0.3430	2.875	12.751	8.712	73.025	1	Universal 11/32"
B 5012+.004	0.5060	0.3430	2.875	12.852	8.712	73.025	1	Universal 11/32" Oversize O.D.
B 239	0.5530	0.3540	2.120	14.046	8.992	53.848	9	Alfa Exhaust
G 1171	0.6250	0.3710	2.420	15.875	9.420	61.468	18	Universal 3/8" .530" S/P .771" I/H
G 1171+.002	0.6270	0.3710	2.420	15.926	9.420	61.468	18	Universal 3/8" .530" S/P .771" I/H
B 5569	0.5020	0.3720	2.465	12.751	9.449	62.610	18	Universal 3/8" .530" S/P .580" I/H
B 5043	0.5020	0.3730	2.875	12.751	9.474	73.025	1	Universal 3/8"
B 6012	0.6270	0.3730	3.000	15.926	9.474	76.200	1	Universal 3/8"

BRONZE VALVE GUIDES (By O.D.)

Guide No	O.D."	I.D."	Length"	O.D.mm	I.D.mm	Lgth mm	Type	Model
B 2063	0.3560	0.1960	1.750	9.040	4.978	44.450	1	BMW Mini Exh
B 2063+2	0.3580	0.1960	1.750	9.090	4.978	44.450	1	BMW Mini Inl
B 2032	0.3950	0.1950	1.890	10.033	4.953	48.006	1	BMW E90,91,92
B 608	0.3950	0.2365	1.580	10.033	6.010	40.132	5	Nissan SR20DET, RB26DETT Inl
B 563	0.3950	0.2370	1.695	10.033	6.020	43.053	5	Nissan CA16/CA18, SR20DE
B 2032+.001	0.3960	0.1950	1.890	10.058	4.953	48.006	1	BMW E90,91,92
B 2032+.002	0.3970	0.1950	1.890	10.084	4.953	48.006	1	BMW E90,91,92
B 338	0.4344	0.2750	1.768	11.034	6.985	44.910	5	Nissan E15/E16,SR20DE/T, RB26DETT Exh
B 532	0.4345	0.2365	1.890	11.036	6.007	48.006	24	Toyota 7MGE, 2RZFE, 3RZFE, 1UZFE
B 630	0.4350	0.2360	1.415	11.050	5.994	36.000	10	Audi
B 645	0.4350	0.2370	1.770	11.049	6.020	45.974	2	Ford, Hyundai, Mazda 1.5-2.3L Inl.
B 560	0.4350	0.2370	1.590	11.049	6.020	40.386	5	Toyota 3S-F1E/2E/3SG-E/4AG-E 16v Exh.
B 515	0.4350	0.2760	2.070	11.049	7.010	52.578	4	Nissan CA16/CA18 Exh
B 3154	0.4360	0.2160	1.735	11.074	6.020	44.069	1	Mitsubishi Evo X 4B11
B 646	0.4360	0.2370	1.810	11.074	6.020	47.498	2	Ford, Hyundai, Mazda 1.5-2.3L Exh.
B 225	0.4710	0.2805	1.680	11.963	7.125	42.672	5	BMC Mini/Sprite
B 624B	0.4750	0.2170	1.870	12.065	5.512	47.498	8	Honda V-Tech/B16A3 Exhaust
B 506	0.4750	0.2600	1.800	12.065	6.604	45.720	5	Mitsubishi 4G63 DOHC 16V Inlet
B 540	0.4750	0.2600	1.990	12.065	6.604	50.546	5	Mitsubishi 4G63 DOHC 16V Exhaust
B 652+.001	0.4750	0.2750	1.770	12.065	6.985	44.958	10	BMW 3.2/3.5 6 cyl 4 valve Inl/Exh
VG 567-STD	0.4750	0.3146	2.539	12.065	7.990	64.500	14	V.W. 1600 Exhaust
B 652+.002	0.4760	0.2750	1.770	12.065	6.985	44.958	10	BMW 3.2/3.5 6 cyl 4 valve Inl/Exh
B 535	0.4760	0.2600	1.975	12.090	6.604	50.165	28	Honda L4D
B 222F	0.4760	0.3150	1.440	12.090	8.000	36.370	15	VW/Audi/Seat/Skoda/Volvo Diesel In&Exh
VG 567-1	0.4770	0.3146	2.539	12.116	7.990	64.500	14	V.W. 1600 Exhaust
VG 567-2	0.4830	0.3146	2.539	12.268	7.990	64.500	14	V.W. 1600 Exhaust
VG 567-3	0.4860	0.3146	2.539	12.344	7.990	64.500	14	V.W. 1600 Exhaust
VG 567-4	0.4920	0.3146	2.539	12.496	7.990	64.500	14	V.W. 1600 Exhaust
B 655	0.4940	0.2350	1.710	12.548	5.969	43.434	10	BMW M44
B 683	0.4970	0.2360	1.890	12.624	5.994	48.006	1	Universal 6mm
KL 6147	0.5020	0.3430	2.250	12.750	8.710	57.150	1	Universal 11/32" Steel Bronel, Bronze lined
B 6028	0.5020	0.2750	2.510	12.751	6.985	63.754	1	Universal 7mm
B 5049	0.5020	0.3090	3.000	12.751	7.849	76.200	18	Universal 5/16" .530" S/P .500" I/H
B 251	0.5020	0.3110	2.260	12.751	7.899	57.404	1	Triumph Spitfire GT6, TR6, TR250
B 5029	0.5020	0.3120	2.875	12.751	7.925	73.025	1	Universal 5/16"
B 5040A	0.5020	0.3130	2.375	12.751	7.950	60.325	1	Universal 8mm
B 582	0.5020	0.3150	2.125	12.751	8.000	53.975	1	Universal 8mm
B 5046	0.5020	0.3420	2.375	12.751	8.687	60.325	18	Universal 11/32" .530" S/P .425" I/H
B 5565	0.5020	0.3420	2.460	12.751	8.687	62.484	18	Universal 11/32" .530" S/P .565" I/H
B 350BAT01	0.5020	0.3420	3.000	12.751	8.687	76.200	18	Universal 11/32" .530" S/P .650" I/H
B 5012	0.5020	0.3430	2.875	12.751	8.712	73.025	1	Universal 11/32"
B 5569	0.5020	0.3720	2.465	12.751	9.449	62.610	18	Universal 3/8" .530" S/P .580" I/H
B 5043	0.5020	0.3730	2.875	12.751	9.474	73.025	1	Universal 3/8"
B 5565+.002	0.5040	0.3420	2.460	12.802	8.687	62.484	18	Universal 11/32" .530" S/P .565" I/H
B 5012+.004	0.5060	0.3430	2.875	12.852	8.712	73.025	1	Universal 11/32" Oversize O.D.
VGS 2026	0.5135	0.2750	1.770	13.043	6.985	44.958	10	BMW 320/325 Exhaust
B 206B	0.5140	0.3135	2.450	13.056	7.963	62.230	14	Universal 8mm
VGS 2026+.008	0.5215	0.2750	1.770	13.246	6.985	44.958	10	BMW 320/325 Exhaust
VGS 2026+.010	0.5235	0.2750	1.770	13.297	6.985	44.958	10	BMW 320/325 Exhaust
B 360	0.5450	0.3420	2.010	13.843	8.687	51.050	18	Universal 11/32" .530" S/P .620" I/H
B 5606	0.5450	0.3090	3.000	13.843	7.849	76.200	18	Universal 5/16" .530" S/P .658 I/H
B 5543	0.5450	0.3410	3.000	13.843	8.661	76.200	18	Universal 11/32" .530" S/P .653" I/H
VGS 2025	0.5528	0.3150	1.990	14.040	8.000	50.546	10	BMW 2Litre Inl/Exh
B 239	0.5530	0.3540	2.120	14.046	8.992	53.848	9	Alfa Exhaust
B 229	0.5645	0.3420	2.580	14.338	8.687	65.532	1	Universal 11/32"
B 321	0.5840	0.3135	2.502	14.834	7.963	63.551	1	Universal V.W.
B 6009	0.6250	0.2500	3.000	15.875	6.350	76.200	1	Universal 1/4"
B 1827	0.6250	0.3100	2.427	15.875	7.874	61.646	8	Chev B/B Inlet
G 1170	0.6250	0.3420	2.420	15.875	8.687	61.468	18	Universal 11/32" .530" S/P .770" I/H
G 1171	0.6250	0.3710	2.420	15.875	9.420	61.468	18	Universal 3/8" .530" S/P .771 I/H
G 1170+.002	0.6270	0.3420	2.420	15.926	8.687	61.468	18	Universal 11/32" .530" S/P .770" I/H
G 1171+.002	0.6270	0.3710	2.420	15.926	9.420	61.468	18	Universal 3/8" .530" S/P .771 I/H
B 6012	0.6270	0.3730	3.000	15.926	9.474	76.200	1	Universal 3/8"
B 6010	0.7500	0.0000	3.125	19.050	0.000	79.380	1	Blank Guide
B 6010SPECIAL	0.7500	0.1969	3.125	19.050	5.000	79.380	1	Universal 5mm

Kz Valve Guide Type Drawings

DRAWINGS ARE NOT TO SCALE

These drawings are only a general guide as to the shape of the outside of the Valve Guide.
Type numbers are listed with the part number in the Numerical Section.

Type 1



Type 8



Type 2



Type 9



Type 3



Type 10



Type 4



Type 11



Type 5



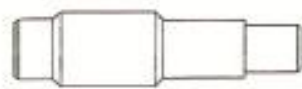
Type 12



Type 6




Type 13



Type 7



Type 14




Kz Valve Guide Type Drawings.

DRAWINGS ARE NOT TO SCALE

These drawings are only a general guide as to the shape of the outside of the Valve Guide.
Type numbers are listed with the part number in the Numerical Section.

Type 15



Type 22



Type 16



Type 23




Type 17



Type 24



Type 18



Type 25



Type 19



Type 26



Type 20



Type 27



Type 21



Type 28

